



Effects of vinasse and lithothanmium application on the initial growth of sugarcane (*Saccharum* sp. cv. RB 86-7515) irrigated and not irrigated

Efectos de la aplicación de vinaza y lithothanmium sobre el crecimiento inicial de caña de azúcar (*Saccharum* sp. cv. RB 86-7515) irrigada y no irrigada

Walter Danilo Maradiaga-Rodriguez*, Adão Wagner Pêgo-Evangelista, José Alves Júnior and Rommel Bernardes-da Costa

Research Center on Climate and Hydrological Resources, Universidade Federal de Goiás, School of Agronomy, Goiás, Brazil. Author for correspondence: maradiagawd@gmail.com

Rec.: 03.07.2017 Accep.: 30.08.2017

Abstract

The aim of this study was to evaluate the effect of different doses of organic fertilization with doses of lithothanmium and vinasse on the initial growth of sugarcane cv. RB 86-7515. The study was carried out in the experimental area of the School of Agronomy, of Universidade Federal de Goiás, Brazil. A completely randomized experimental design was carried out to analyze data with three replicates, in a 5 x 5 x 2 factorial scheme. Plants were cultivated in containers of 200 liters. Treatments correspond to five vinasse doses (0, 165, 330, 495 and 660 m³.h⁻¹) and five doses of lithothanmium (0, 100, 200, 300 and 400 kg.ha⁻¹) and sugarcane cultivation under irrigated and rainfed conditions. Irrigation was carried out using a drip emitter system with a flow rate of 4 L.h⁻¹. Application of fertilizer treatments were parceled out according to nutrient uptake progress from sugarcane plants. Variables evaluated were as follows: number of buds, plant height, leaf area index and stem diameter, over different growing stages. Treatments produced significant effects on crop growth parameters; results showed that irrigated and fertilized sugarcane plants with 196 kg.ha⁻¹ of lithothanmium and 165 m³.ha⁻¹ of vinasse exhibited the best results.

Keywords: Alternative fertilization; nutrient balance (plants); phenological stage; plant nutrition; plant-water relations; soil fertility; sugarcane requirements.

Resumen

El objetivo de este estudio es evaluar el crecimiento inicial de la caña de azúcar variedad RB 86-7515, cultivada en sistema de producción orgánica y fertilizada con dosis de lithothanmium y vinaza, se desarrolló un experimento. La investigación se llevó a cabo en la Escuela de Agronomía de la Universidade Federal de Goiás, Brasil. El delineamiento estadístico fue en un diseño completamente aleatorio con tres repeticiones, en esquema factorial (5 x 5 x 2). Las plantas fueron cultivadas en contenedores de plástico de 200 litros. Los tratamientos correspondieron a cinco dosis de vinaza (0, 165, 330, 495 e 660 m³.h⁻¹) y cinco dosis de lithothanmium (0, 100, 200, 300 e 400 kg.ha⁻¹) en dos ambientes: irrigado y no irrigado. El sistema de irrigación utilizado fue por goteo con emisores de 4 L.h⁻¹. La aplicación de los tratamientos de fertilización, fueron divididas de acuerdo con la marcha de absorción de nutrientes por las plantas de caña de azúcar. Se evaluaron número de brotes (cañas), altura de plantas, índice de área foliar y diámetro del cormo a lo largo de diferentes etapas fenológicas del cultivo. Los tratamientos aplicados provocaron efectos significativos sobre los parámetros de crecimiento del cultivo, siendo las plantas irrigadas y fertilizadas con 196 kg.ha⁻¹ de lithothanmium y 330 m³.ha⁻¹ de vinaza, las que exhibieron los mejores resultados.

Palabras clave: Balance de nutrientes (plantas); etapa fenológica; fertilización alternativa; fertilidad del suelo; nutrición de plantas; relaciones planta-agua; requisitos de la caña de azúcar.

Introduction

Sugarcane (*Saccharum* spp.) growth analysis and interaction conditions with environmental factors such as luminosity, temperature, CO₂ concentration, availability of water and nutrients throughout the phenological cycle, is of remarked importance to establish plant growth efficiency and adaptation ability to a productive environment (Marafon, 2012). Studying the phenological behavior of this crop can help select cultural practices, such as better harvesting and sowing times, as well as identifying phenological phases in which plants demand more nutrients (Silva, Cunha, Teixeira, Soares & Moura, 2015).

Moreover, lack of water and nutrients in phenological stages can significantly reduce production. According to Inman-Bamber and Smith (2005), water deficit limits leaf area expansion and the size of each leaf, due to abscisic acid production causing imbalance in normal plant development.

During the industrialization process, sugarcane generates byproducts such as bagasse, sludge, filter cake, vinasse, which can be used as alternative fertilization sources (Oliveira, Braga, Leonardo & Santos, 2014). These sugarcane byproducts needs to be combined with other sources of fertilizers to generate an increasing in crop production or an improvement in soil microbiological structure (González, Prado, Hernández, Caione & Selva, 2014).

One of the alternative sources that can be used in fertilization programs of this crop is vinasse. Vinasse is a residue of the production process of alcohol, which is rich in organic matter and potassium, which offers great possibilities for its rational and economic incorporation in sugarcane, as long as the correct dose at the appropriate time is used (Neto, Figueredo, Farias, Azevedo & Azevedo, 2006). In association with vinasse, another source that can be used is lithothamnium. This product is derived from the calcareous marine algae *Lithothamnium calcareum*, which shows in its chemical composition several macro- and micro-nutrients, which favors soil fertility conditions and/or potentiates the use of other fertilizers due to its corrective action on acidity (Evangelista, Alves, Casaroli & Resende, 2015). Lithothamnium has successfully used for the production of fruit plant nurseries but currently, little known about how it works in sugarcane fertilization (Hafle, Andrade, Ramos, Monterio & Melo, 2009). Correct fertilization in initial development stages of sugarcane crop, together with a correct irrigation management can have an excellent return by significantly increasing plant growth and development, as well as improvement in crop quality and productivity. The study starts

from the hypothesis that the use of full irrigation, associated with different doses of vinasse and lithothamnium is a viable production alternative in sugarcane produced under an organic production system. Given these concerns, the aim of this study was to evaluate the effect of irrigation and different doses of lithothamnium and vinasse fertilizer on sugarcane (*Saccharum* sp. cv. RB 86-7515) initial growth.

Material and methods

This study was carried out in the experimental area of the School of Agronomy, at Universidade Federal de Goiás (UFG), Brazil and the sugarcane cv. RB 86-7515 was used.

To conduct the experiment, 150 plastic containers of 200 liters were used, with spacing of 1.50 m between lines. The statistical delineation was a completely randomized design with three replicates, in a factorial scheme (5 x 5 x 2). Treatments correspond to five doses of vinasse (0, 165, 330, 495 and 660 m³.ha⁻¹) and five doses of lithothamnium (0, 100, 200, 300 and 400 kg.ha⁻¹) in two environments: irrigated and not irrigated. The maximum dose of vinasse (660 m³.ha⁻¹) was established according to the technical standard P4.231, December 2006 of the Technology and Environmental Sanitation Company (Klein, Filho & Almeida, 2008). Containers were filled with soil extracted from approximately two meters of depth, from a construction area that was never used for agriculture, and was classified as Latossolo Vermelho Amarelo [Red Yellow] with a sandy texture (Embrapa, 2006). To facilitate water drainage a layer of 0.10 m of gravel was placed in the bottom of containers.

Doses of lithothamnium were manually applied during planting and doses of vinasse were divided according to the rate in which potassium was absorbed by the crop (Bachchhav, 2005). Furthermore, the chemical composition of lithothamnium and vinasse are shown in Table 1.

The irrigation system used was located with an emitter in each barrel with a flow rate of 4.0 L.h⁻¹. Irrigation management was carried out by monitoring soil humidity by means of watermark sensors, and irrigation layers were calculated in such a way that the amount of water applied increased the humidity to field capacity.

Table 1. Chemical composition of lithothanmium fertilizer and vinasse

Macronutrient	Lithothanmium		Vinasse		
	g.kg ⁻¹	Micronutrient	(mg.kg ⁻¹)	Element	%
Calcium	422-455	Boron	8-20	Nitrogen	0.012
Magnesium	38-53	Magnesium	35-200	Phosphorous	0.005
Silicon	21-23	Molybdenum	< 5-5	Potassium	0.088
Iron	2.7-9.7	Zinc	11-22	Organic matter	0.7
Sulfur	2.5-5.2	Cobalt (Co)	11-16	Mineral matter	0.2
Phosphorous	0.4-1.6	Vanadium (V)	14	Dry matter	77.8
Potassium	0.2-0.4	Nickel (Ni)	15	C/N ratio	33.8
Sodium	4.0-5.5	Chrome (Cr)	8	-	-
Chlorine	2.0-48	Copper (Cu)	21	-	-

Biometric evaluations were made of plant height, number of buds per linear meter, corm diameter, and leaf area index. Evaluations on sugarcane plants were made at 150, 240, 360 and 450 days after planting, corresponding with tillering stage (phase I), initial growth (phase II), intermediate development (phase III) and final growth (phase IV) (Diola & Santos, 2012). For plant height, leaf area (AF) and leaf area index evaluation, the methodology published by Marafon (2012) was used. Variables under evaluation were subjected to analysis of variance. To identify significant difference among treatments and statistical significance for all comparisons was made at $p < 0.05$. Tukey's multiple range test was used to compare the mean values of treatments, which was carried out for irrigation treatments and fertilizer doses, as well as polynomial regression analyzes.

Results

Phase I and II

In phase I, an independent significant effect was confirmed from vinasse doses, lithothanmium and irrigation, for the number of corms and leaf area index. For plant height and corm diameter, interaction of the three evaluation factors was verified.

In Phase II, irrigation management and vinasse doses caused a significant independent effect on the number of corms. Vinasse dose and lithothanmium influenced corm diameter. Finally, plant height and leaf area index were influenced by all evaluation factors.

Results indicate a direct relationship between doses of organic fertilizer and irrigation on tillering phase and initial growth. Between phase I (Figure 1A) and phase II (Figure 1B), there was an increasing of 23 % in the number of corms

per linear meter in sugarcane plants that were fertilized with 181.72 kg.ha⁻¹ of lithothanmium.

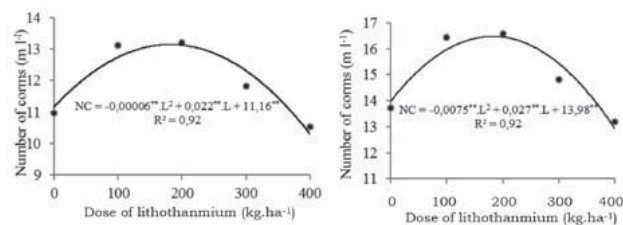


Figure 1. Effect of different doses of lithothanmium on number of corms per linear meter 150 and 240 days after planting

In Phase I, the maximum height (106 cm) is reached when sugarcane plants were irrigated and fertilized with 200 kg.ha⁻¹ of lithothanmium and 270.63 m³.ha⁻¹ of vinasse (Figure 2A). Meanwhile in Phase II, the maximum height (126 cm) is reached with 200 kg.ha⁻¹ of lithothanmium and 351.76 m³.ha⁻¹ of vinasse (Figure 2B). With doses of vinasse higher than 300 m³.ha⁻¹ plant growth decreases exponentially.

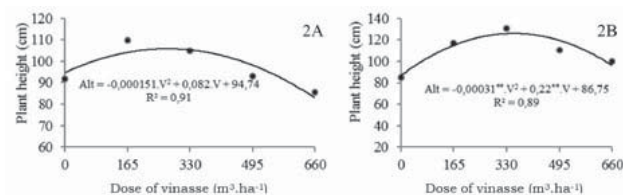


Figure 2. Sugarcane height irrigated depending on the application of different doses of vinasse and 200 kg.ha⁻¹ of lithothanmium 150 and 240 days after planting

Moreover, largest corm diameter (23.52 mm) at 150 DAP (Figure 3A), was reached with plants irrigated and fertilized with 159.42 kg.ha⁻¹ of lithothanmium and 330 m³.ha⁻¹ vinasse. Doses of lithothanmium higher than 200 kg.ha⁻¹ caused a decrease in plant diameter. While in Phase II, maximum corm diameter (23.66 mm) was reached in plants fertilized with 197.72 kg.ha⁻¹ of lithothanmium (Figure 3B). Maximum LAI (1.91 m².m⁻²) in Phase I (Figure 4A) is reached with irrigated and fertilized plants with 291.63 m³.ha⁻¹ of vinasse. While in Phase II (5.02 m².m⁻²), it is reached when plants are irrigated and fertilized with 305.62 m³.ha⁻¹ of vinasse and 200 kg.ha⁻¹ of lithothanmium (Figure 4B). When comparing the difference between phase I and phase II plants increased 162% in leaf area.

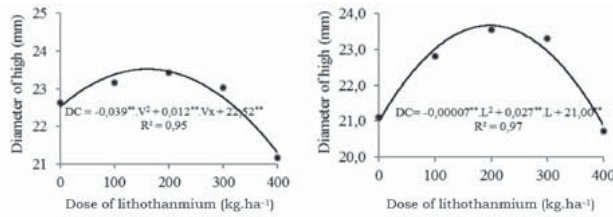


Figure 3. Effect of different doses of lithothanmium and 330 m³.ha⁻¹ of vinasse on corm diameter irrigated 150 and 240 days after planting

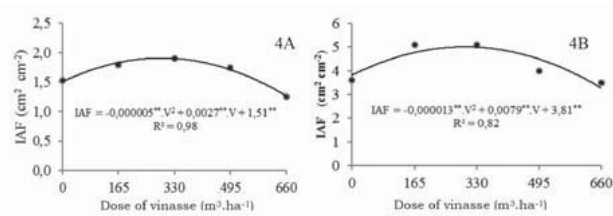


Figure 4. Effect of different doses of vinasse and 200 kg.ha⁻¹ lithothanmium on leaf area index in sugarcane irrigated 150 and 240 days after planting

Phase III and IV

Corm number in phase III was influenced by all variation factors considered. While in phase IV, the doses of vinasse and irrigation caused a significant effect in this same variable. For plant height (phase III), a significant effect was found for irrigation management, while in phase IV, interaction between the three variation factors was verified.

In relation to corm diameter, triple interaction was verified in both phenological phases. Finally, IAF in phase III was influenced by irrigation management, and in phase IV, by doses of vinasse, lithothanmium and irrigation.

Discussion

Results indicate a direct relationship between the doses of organic fertilizer and irrigation management on the phase of tillering and initial growth of sugarcane. Between phase I (Figure 1A) and phase II (Figure 1B), there was an increasing of 23 % in the number of corms per linear meter, in plants that were fertilized with 181.72 kg.ha⁻¹ of lithothanmium. Results in this phase are similar to those found by Oliveira *et al.* (2014), where the authors found 17 corms per lineal meter in irrigated sugarcane and without water restriction for the same cultivar. This behavior is probably due to water availability and the effect of lithothanmium, since it potentiates potassium uptake, intensifying the appearance of number of corms per linear meter (Evangelista, Evangelista, Vieira & Júnior, 2016). The positive effect of lithothanmium application can be attributed to the presence of neutral calcium with formation

of chelates contributing to greater plant uptake (Evangelista *et al.*, 2015). While irrigation probably favored the movement of this nutrient as the soil remained close to field capacity, this caused evapotranspiration rate to be maximum, stimulating nutrient translocation in relation to sugarcane plants that did not receive water. This condition probably maintained cell turgor and growth continuity, expansion, cell division and photosynthesis in irrigated plants (Inman-Bamber & Smith, 2005).

Doses greater than 200 kg.ha⁻¹ of lithothanmium cause a decreasing in number of buds; this effect is probably justified because in this phenological stage, the root system of the plant is poorly developed, which makes it impossible to absorb nutrients in large quantities. In addition to this, lithothanmium is a rapid release product and in high doses causes, that is, in doses greater than 300 m³.ha⁻¹ of vinasse, plants growth decreases exponentially. Excessive vinasse application in soil during tillering and in the initial growth phase causes nutrient leaching; this is in addition to salinization, due to salt concentrations that appear because of mineral excess, which can cause cationic imbalance. Therefore, this is why Silva, Griebeler & Borges (2007), have always recommended that fertilization should be parceled and controlled.

Furthermore, largest corm diameter (23.52 mm) at 150 DAP (Figure 3A), is reached with plants irrigated and fertilized with 159.42 kg.ha⁻¹ of lithothanmium and 330 m³.ha⁻¹ of vinasse. Doses higher than 200 kg.ha⁻¹ of lithothanmium cause decreases in plant diameter.

Moreover, reduction in corm diameter probably occurs due to reduction in number of plants as a consequence of high population competition in this phase. As for the influence of lithothanmium it could have been damaged because it is a rapid release product and causes depressive effect in plants, especially in soils with base saturations above 70%; this is because it increases soil pH and inhibits nutrient uptake (Evangelista *et al.*, 2016). Maximum LAI (1.91 m².m⁻²) in Phase I (Figure 4A) is reached with irrigated and fertilized plants with 291.63 m³.ha⁻¹ of vinasse. While in Phase II (5.02 m².m⁻²), it is reached when plants are irrigated and fertilized with 305.62 m³.ha⁻¹ of vinasse and 200 kg.ha⁻¹ of lithothanmium (Figure 4B).

Physiological behavior of IAF is due to the fact that after the root system is developed, the plant goes through a linear growth phase with a higher dry matter rate increase. Moreover, leaves gradually become self-shading increasing leaf area index, although this does not always mean a higher phytomass increase (Marafon, 2012). The

positive effect of the initial growth in sugarcane is probably due to water availability. In addition, presence of potassium probably favors metabolic plant processes, since it participates in osmotic regulation and in stomatal opening and closing, a fundamental process in CO₂ uptake (Almeida Júnior, Nascimento, Sobral, Silva & Gomes, 2011; Almeida, Souza, Teodoro, Barbosa, Moura & Ferreira, 2008). Meanwhile, lithothanmium is favored in ion movement as the calcium present in this fertilizer is highly soluble and with a great capacity to form chelates, increasing its ionization power in the soil solution (Melo, Mendonça, Moura, Lombardi, Ferreira & Nery, 2006).

Phase III and IV

The maximum number of corms per linear meter in both phases is reached with irrigated and fertilized plants with 311 m³.ha⁻¹ of vinasse, although a decrease of 13 % in the number of corms in phase II was found. However, a decrease in the number of corms is justified because the plant suffers bud selection by self-shading, causing the death of the weakest buds (Segato, Mattiuz & Mozambani, 2006). From this phenological phase, number of corms stabilized causing an increasing in the average plant height of sugarcane plants that received irrigation.

Furthermore, in relation to plant height in phase III, plants responded significantly to irrigation management, while in phase IV all evaluation factors showed significant effect.

According to Machado, Ribeiro, Eduardo, Machado, Machado & Landell (2009), adequate water availability in initial growth stages reduces significantly losses and provides favorable conditions for vegetative plant growth. This fact justifies the results found by Silva *et al.* (2015), who confirmed that a significant increasing in sugarcane productivity is found with irrigation in comparison to what was produced without irrigation.

In relation to corm diameter in phase III (Figure 5), the largest diameter (26.04 mm) is reached in irrigated sugarcane plants and fertilized with 200 kg.ha⁻¹ of lithothanmium and 372 m³.ha⁻¹ of vinasse. While in phase IV, the largest diameter is reached with irrigated and fertilized plants with 208.7 kg.ha⁻¹ of lithothanmium and 165 m³.ha⁻¹ of vinasse, that on average reached 28.28 millimeters.

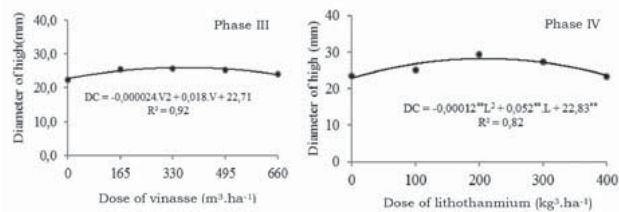


Figure 5. Effect of different doses of vinasse and lithothanmium on sugarcane diameter irrigated at 360 and 450 days after planting

This behavior is probably due to the fact that young corms do not resist higher nutrient doses which causes their death and potentiates growth of older buds. In relation to a decrease in the growth of plants with doses higher than 200 kg.ha⁻¹ of lithothanmium and 330 m³.ha⁻¹ of vinasse; Silva, Jeronimo & Dalcol (2008), warns that when vinasse is applied in high doses, can cause undesirable effects such as compromising sugarcane quality for sugar production, soil salinization and groundwater contamination.

Conclusion

Use of vinasse, lithothanmium and irrigation are viable options to be used in growth stages of sugarcane crop. Plants irrigated and fertilized with 330 m³.ha⁻¹ of vinasse and 196 kg.ha⁻¹ of lithothanmium showed the best biometric growth rates in sugarcane.

References

- Almeida-júnior, A., Nascimento, C., Sobral, M., Silva, F. & Gomes, W. (2011). Fertilidade do solo e absorção de nutrientes em cana-de-açúcar fertilizada com torta de filtro. *Eng Agric Ambient*, 5(10), 1004–1013. <http://dx.doi.org/10.1590/S1415-43662011001000003>
- Almeida, A.C.S., Souza, J.L., Teodoro, I., Barbosa, G.V.S., Moura-Filho, G. & Ferreira-Júnior, R.A. (2008). Desenvolvimento vegetativo e produção de variedades de cana-de-açúcar em relação a disponibilidade hídrica e unidade térmica. *Cienc Agrotec*, 32(1), 1441-1448. <http://dx.doi.org/10.1590/S1413-70542008000500013>
- Bachchhav, M. (2005). Fertigation technology for increasing sugarcane production. *Indian J Fert*, 1(4), 85-92.
- Diola, V. & Santos, F. (2012). Fisiologia. In: F. Santos, A. Borém & C. Caldas (Eds). *Cana-de-açúcar: bioenergia, açúcar e álcool - Tecnologias e perspectivas* (pp. 25-49). Viçosa, Brazil: UFV.
- Evangelista, A., Alves, J., Casaroli, D. & Resende, F. (2015). Desenvolvimento inicial da mamoneira, girassol e nabo forrageiro adubados com Lithothanmium. *Global Sci-Tech*, 8(2), 40-48. <https://doi.org/10.14688/1984-3801/gst.v8n2p40-48>

- Evangelista, A. W., Evangelista, P., Vieira, M. A., & Júnior, J. A. (2016) Seedling production of *Jatropha curcas* L. in substrates fertilized with Lithothamnium. *J Biosci*, 32(1), 132–139. <http://dx.doi.org/10.14393/BJ-v32n1a2016-26270>
- EMBRAPA-Empresa brasileira de pesquisa agropecuária. (2006). Sistema brasileiro de classificação de solos. Brasília, Brazil: EMBRAPA. <https://www.agrolink.com.br/downloads/sistema-brasileiro-de-classificacao-dos-solos2006.pdf>.
- González, L.C., Prado, R.D.M., Hernández, A., Caione, G. & Selva, E. (2014). Uso de torta de filtro enriquecida com fosfato natural e biofertilizantes em Latossolo Vermelho distrófico. *Rev Pesq Agropec Trop*, 44(2), 135–141. <http://dx.doi.org/10.1590/S1983-40632014000200001>
- Hafle, O., Andrade, V., Ramos, J., Monterio, M. & Melo, P.C. (2009). Produção de mudas de mamoeiro utilizando bokashi e lithothamnium. *Rev Bras Frutic*, 31(1), 245–251. <http://dx.doi.org/10.1590/S0100-29452009000100034>
- Inman-bamber, N.G. & Smith, D.M. (2005). Water relations in sugarcane and response to water deficits. *Field Crop Res*, 92(2), 185–202. <https://doi.org/10.1016/j.fcr.2005.01.023>
- Klein, F.B., Filho, H.F. & Almeida, P. (2008). Análise sobre o uso da Norma Técnica P4.231 da CETESB como preventiva aos impactos ambientais causados pela vinhaça. Brazil. www.ambiente-augm.ufscar.br/uploads/A2-147.pdf.
- Machado, R.S., Ribeiro, R.V., Eduardo, P., Machado, D., Machado, E. & Landell, M. (2009). Respostas biométricas e fisiológicas ao déficit hídrico em cana-de-açúcar em diferentes fases fenológicas. *Pesq Agropec Bras*, 44(12), 1575–1582. <http://dx.doi.org/10.1590/S0100-204X2009001200003>
- Marafon, A.C. (2012). Análise quantitativa de crescimento em Cana-de-açúcar: Uma introdução ao procedimento prático. *Embrapa Tabuleiros Costeiros*, 168(1). http://www.cpatc.embrapa.br/publicacoes_2012/doc_168.pdf.
- Melo, T.V., Mendonça, P.P., Moura, A.M.A., Lombardi, C.T., Ferreira, R.A. & Nery, V.L.H. (2006). Solubilidad *in vitro* de algunas fuentes de calcio utilizadas en alimentación animal. *Arch Zootec*, 55(211), 297–300. <http://www.redalyc.org/articulo.oa?id=49521110>.
- Neto, J.D., Figueredo, J.L.C., Farias, C.A., Azevedo, H.M. & Azevedo, C. (2006). Resposta da cana-de-açúcar, primeira soca, a níveis de irrigação e adubação de cobertura. *Rev Bras Eng Agric Ambient*, 10(83), 283–288. <http://dx.doi.org/10.1590/S1415-43662006000200006>
- Oliveira, A.R., Braga, M.B., Leonardo, B. & Santos, S. (2014). Produção de biomassa de cana-de-açúcar no vale do São Francisco. *Rev Energ Agric*, 29(1), 27–38. <http://revistas.fca.unesp.br/index.php/energia/article/view/805/941>.
- Segato, S.V., Mattiuz, C.F.M. & Mozambani, A.E. (2006). Aspectos fenológicos da cana-de-açúcar. In: S. V. Segato, A. S. Pinto, E. Jendiroba & J. C. M. Nóbrega (Eds.), *Atualização em produção da cana-de-açúcar* (pp. 19–36). Piracicaba, Brazil: Livroceres.
- Silva, N., Cunha, F., Texeira, M., Soares, A.L. & Moura, L.C. (2015). Crescimento vegetativo da cana-de-açúcar submetida a lâminas de irrigação e fertirrigação nitrogenada via gotejamento subsuperficial. *Rev Bras Agris Irrig*, 76(2), 79–90. <http://www.inovagri.org.br/revista/index.php/rbai/article/view/274/0>.
- Silva, M., Griebeler, N. P., & Borges, L. C. (2007). Uso de vinhaça e impactos nas propriedades do solo e lençol freático. *Rev Bras Eng Agric Ambient*, 11(1), 108–114. <http://dx.doi.org/10.1590/S1415-43662007000100014>
- Silva, M. A., Jeronimo, E. M. & Dalcol, A. (2008). Perfilamento e produtividade de cana-de-açúcar com diferentes alturas de corte e épocas de colheita. *Pesq Agropec Bras*, 43(8), 979–986. <http://dx.doi.org/10.1590/S0100-204X2008000800005>