

Critical components and loss factors in inoculated and non-inoculated cowpea varieties grown in the Brazilian Amazon

Componentes críticos y factores de pérdida clave para tres variedades de caupí con y sin inoculación en la Amazonía brasileña

Emerson Cristi de Barros ^{1,6}, Iolanda Maria Soares Reis ^{2,7}, José Augusto Amorim Silva do Sacramento ^{3,8}, Paulo Sergio Taube. Igor Cardoso Feijão ^{2,9}, Willian Nogueira de Sousa ^{4,11}, Nayane Fonseca Brito ^{5,12}.

¹Universidade Federal de Viçosa. Viçosa, Brasil. ²Universidade Federal do Oeste do Pará. Santarém, Brasil. ³Centro Multidisciplinar de Barra - Universidade Federal do Oeste da Bahia. Barreiras, Brasil. ⁴Secretaria Municipal de Agricultura, Prefeitura de Altamira. Brasil.

⁵Banco da Amazônia. Brasil. ⁶✉ emersoncristi@gmail.com, ⁷✉ iolanda.reis@ufopa.edu.br, ⁸✉ jose.sacramento@ufob.edu.br,

⁹✉ paulo.taube@ufopa.edu.br, ¹⁰✉ igorcardoso1499@gmail.com, ¹¹✉ wnsagro@gmail.com, ¹²✉ nayanebrito4@gmail.com



<https://doi.org/10.15446/acag.v71n1.88696>

2022 | 71-1 p 55-63 | ISSN 0120-2812 | e-ISSN 2323-0118 | Rec.: 2020-06-29 Aprob.: 2022-12-06

Abstract

The cowpea (*Vigna unguiculata* [L.] Walp) is of social and economic importance in developing countries. There are several factors that lead to low cowpea yields in tropical regions, such as pests and low technological development. This study aimed to identify and quantify losses in the critical component of production, and the key loss factors for three cowpea varieties (buttermilk, milk, and vinegar) grown in Santarém, Brazil, and inoculated or not with *Bradyrhizobium japonicum*. Crop life tables, loss factors, and production components of the three varieties were evaluated. Differences in yield and total losses were observed between varieties, but not between treatments with and without inoculant. In all three varieties, flowers were a critical component of production, and flower abortion was the key factor behind losses. Grain losses contributed significantly to total losses. The factors that contributed the most to grain component losses in all three varieties were malformation of grains and non-fertilisation of eggs. Inoculation increased losses through increased abortion of flowers in the buttermilk and milk varieties. Inoculation also increased damage caused to cowpea plants by cowpea weevils, *Callosobruchus maculatus*, in the buttermilk variety. Inoculation increased the total losses in the three varieties studied.

Keywords: crop life tables, productivity, production losses, varieties, *Vigna unguiculata*.

Resumen

El caupí (*Vigna unguiculata* [L.] Walp) tiene una gran importancia social y económica en países en desarrollo. Existen numerosos factores que conducen a la baja productividad del caupí en las regiones tropicales, como el ataque de plagas y los bajos niveles tecnológicos. El objetivo de este estudio fue identificar y cuantificar las pérdidas en el componente crítico de la producción y los factores de pérdida clave para tres variedades de caupí (fríjol blanco, de leche o de vinagre) cultivadas en Santarém, Brasil e inoculadas y no inoculadas con *Bradyrhizobium japonicum*. Se evaluaron las tablas de vida de los cultivos, los factores de pérdida y los componentes de producción de las tres variedades. Se observaron diferencias en el rendimiento en la variedad fríjol blanco con respecto a las variedades fríjol de leche y de vinagre, pero no se observaron diferencias entre los tratamientos con y sin inoculante. Se observaron diferencias en las pérdidas totales entre las variedades, pero aparentemente no hubo ninguna pérdida entre los tratamientos con inoculante. En las tres variedades, la flor fue considerada un componente crítico de la producción, y el aborto de flores fue el factor fundamental de las pérdidas. Las pérdidas de granos contribuyeron significativamente a las pérdidas totales. Los factores que más contribuyeron a la pérdida del componente de grano para las tres variedades fueron la malformación de los granos y la no fecundación de los huevos. La inoculación afectó positivamente a las pérdidas debidas al aborto de las flores en las variedades fríjol blanco y fríjol de leche. La inoculación también influyó positivamente en el ataque de *Callosobruchus maculatus* sobre el fríjol blanco. La inoculación afectó positivamente las pérdidas totales en las tres variedades estudiadas.

Palabras clave: pérdidas de producción, productividad, tablas de vida de los cultivos, variedades, *Vigna unguiculata*.

Introduction

The cultivation of cowpeas (*Vigna unguiculata* (L.) Walp) is of great economic and social importance in developing countries and areas with low human development indexes (Moussa et al., 2011) because this crop is a source of income for small producers, and its seed is the main source of protein and minerals for many people living in these regions (Ahamefule & Peter, 2014; Boukar et al., 2011).

Although cowpeas are economically and socially important, this crop still has a low production yield. The main causes for this low productivity are the limited technology used by producers, the use of varieties not adapted to the edaphoclimatic conditions and with low productive potential, phytosanitary problems, and inadequate management of fertilisation and soil fertility (Aliyu & Makinde, 2016).

To address the problem of low productivity, more productive varieties and varieties that are adapted to regional conditions should be identified and selected (Teixeira et al., 2010). Regarding the management of the fertility of different varieties, the use of nitrogen-fixing is recommended (Farias et al., 2016; Haro et al., 2018).

Bradyrhizobium japonicum is a nitrogen fixing bacterium that has been widely studied in soybeans (*Glycine max*), and tested in cowpeas (Wongphatcharachai et al., 2015). Previous studies have reported increases in cowpea yields of up to 70 % when plants are inoculated with strains of this bacterium (Haro et al., 2018).

One way of evaluating the performance of varieties of agricultural crops under different conditions is by using a crop life table. Crop life tables make it possible to identify and quantify the loss factors and the different production components (Pereira et al., 2017). By using crop life tables, the critical production components and key loss factors of agricultural crops can be identified.

Knowledge of critical components and limiting factors enable the development of management strategies aimed at reducing crop losses. Thus, it becomes feasible to plan and develop breeding programmes, make fertility recommendations for cultivation, and identify varieties and strains that are better adapted to local edaphoclimatic conditions. It is worth mentioning that the present work was carried out in Brazil, there was no assessment of losses, and the data was only summarised in the production report.

Considering the many factors that may lead to low cowpea productivity in tropical regions, the present study aimed to identify and quantify the losses in the critical production component and the key loss

factors for three varieties of cowpea in the presence or absence of inoculation with *B. japonicum*.

Materials and Methods

Study site. This study was conducted in the Amazon biome, at the Federal University of Western Pará, located in Santarém, Brazil (02°24'52"S and 54°42'36"W). The climate is classified as Am tropical (Peel et al., 2007). During the experiment, the plants were grown protected by a 50 % shading screen.

Experimental design. The experimental design consisted of randomised factorial blocks (2 inoculation levels × 3 cultivars × 30 randomised blocks), with a total of 180 plots. The cowpea varieties used were buttermilk, milk, and vinegar, and the treatment consisted of the inoculation with *B. japonicum* for some of the plants, while others remained inoculated.

The varieties chosen were those that producers in the Amazon prefer for growing. The buttermilk variety has an early cycle (65 to 75 days), belongs to the colour class and butter subclass, and the grain has a cream colour. The vinegar variety has a medium cycle (71 to 90 days), belongs to the colour class and vinegar subclass, and the grain has a red colour. The milk variety has a medium cycle (71 to 90 days), belongs to the white class, and the grain has a white colour (Ribeiro, 2002). The inoculant used was *Bradyrhizobium japonicum*, isolate BR 3262.

Substrate. The substrate used was a Yellow Latosol with a clay texture, collected at a depth of 0.0-0.2 m from the soil surface at the UFOPA Experimental Unit in Santarém, Brazil.

The chemical characteristics of the soil were as follows: phosphorus (P) = 7.0 mg dm⁻³; potassium (K) = 1.8 mmolc dm⁻³; pH (CaCl₂) = 3.9; calcium (Ca) = 13.0 mmol dm⁻³; magnesium (Mg) = 5.00 mmolc dm⁻³; H + Al = 84.0 mmolc dm⁻³; SB = 20.0 mmol dm⁻³; CTC = 104.0 mmolc dm⁻³; m = 0 %; V = 19.0 %; organic matter = 30.0 g dm⁻³.

The substrate was adjusted by increasing the base saturation to 60 % (Melo, 2007). Subsequently, phosphorus pentoxide (P₂O₅, 40 kg ha⁻¹) and potassium oxide (K₂O, 20 kg ha⁻¹) were applied according to the results of the chemical fertility analysis, following the recommendations for fertilising cowpeas (Melo, 2007).

Seeding. The *B. japonicum* inoculant was mixed with the seeds in the inoculation treatment. Then, the seeds were inoculated one day before planting, with *B. japonicum*, isolate BR 3262. Following inoculation, four seeds were sown per pot and, 10 days after emergence, thinning was carried out.

Data collection. Data was collected daily during the reproductive stage of flowering. The total number of flowers and aborted flowers per plant was counted.

After the physiological maturation of the first pod, they were harvested separately for each plant twice a week.

The commercial grains, unfertilised eggs, malformed grains, grains damaged by cowpea weevils *Callosobruchus maculatus* (Fabricius 1775) (Coleoptera: Bruchidae), and grains damaged by other cowpea pests were counted for each plant and pod. The cowpea pests include species of the Pentatomidae family, like brown stinkbugs, *Euschistus heros* (Fabricius 1798) (Hemiptera: Pentatomidae), redbanded stinkbugs, *Piezodorus guildinii* (Westwood 1837) (Hemiptera: Pentatomidae), and southern green stinkbugs, *Nezara viridula* (Linnaeus, 1758) (Hemiptera: Pentatomidae) (Ribeiro, 2002). The number of remaining malformed pods separated from the plant was also counted.

At the end of the cycle, the commercial grains were separated by plant, weighed, and their moisture content was determined. Seed analysis was conducted using the direct greenhouse method (Brasil, 2009). After determining the grain moisture, the weight of the grains was adjusted to 12 % moisture.

Creation of the crop life tables. The cowpea crop life table was adapted from the models proposed by Pereira *et al.* (2017). The productivity estimate (kg ha⁻¹) in each production component was calculated as follows:

$$LxFl = Pl \times Fl/Pl \times Grt/Po \times Pgr \times F$$

$$LxPo = Pl \times Po/Pl \times Grt/Po \times Pgr \times F$$

$$LxGr = Pl \times Pon/Pl \times Grt/Po \times Pgr \times F$$

Actual productivity after creating the crop life tables was calculated as follows:

$$LxGh = Pl \times Pon/Pl \times Grn/Po \times Pgr \times F$$

The loss estimates for each factor were calculated as follows:

$$Fa = Nfa \times Grt/Po \times Pgr \times F$$

$$Pol = NPo \times Grt/Po \times Pgr \times F$$

$$Grl = NGr \times Grt/Po \times Pgr \times F$$

Where, regarding productivity estimates, LxFl = Estimated productivity at the beginning of flowering (kg ha⁻¹); LxPo = Productivity of the pod component (kg ha⁻¹); LxGr = Productivity of the grain component (kg ha⁻¹); LxGh = Real productivity (kg ha⁻¹); Pl = Total number of plants; Fl/Pl = Total number of flowers per plant; Grt/Po = Total number of grains per pod, where Grt = Sum of commercial grains and grains with (i) factors, i = Loss factors such as non-fertilisation of the eggs, malformation of the grains, grains damaged by cowpea weevils, or grains damaged by other pests, and Po = Sum of commercial pods with malformed pods; Pgr = Average grain weight (kg); F = Conversion factor from productivity to 1 ha; Po/Pl = Total number of pods per plant; Pon/Pl = Number of commercial

pods per plant; and Grn/Po = Number of commercial grains harvested from the total number of pods.

Regarding loss estimates for each factor, Fa = Loss from abortion of flowers (kg ha⁻¹); Pol = Estimated grain loss for each factor (kg ha⁻¹); Grl = Estimated grain loss for each factor (i) (kg ha⁻¹); Nfa = Number of aborted flowers; NPo = Number of malformed pods; and NGr = Number of grains lost due to (i) factors.

Production losses (Dfx_{ij}) (kg ha⁻¹) were calculated using the formula $Dfx_{ij} = Pd_{ij} - Pd_{i+1}$, where j = Production component (flower, pod, and grain), and i = Loss factors such as flower abortion, non-fertilisation of eggs, malformation of grains, grains damaged by cowpea weevils, and grains damaged by other cowpea pests, among others; Dfx_{ij} = Estimated loss for each factor (i) in each component (j) of production (kg ha⁻¹); Pd_{ij} = Estimated productivity (kg ha⁻¹) for each factor (i) in each component (j) of production; and Pd_{i+1} = Estimated productivity (kg ha⁻¹) in the subsequent production component (j).

The losses (100 ncl) and cumulative losses (100 cl) in percentages were calculated using the following formulae:

$$100 \text{ ncl} = (Ls_{ij}/Lx_j) \times 100$$

$$100 \text{ cl} = (Ls_{ij}/LxFl) \times 100$$

Where Ls_{ij} = Estimated losses for each factor (i) in each component (j) of production; Lx_j = Estimated productivity (kg ha⁻¹) in each component (j) of production; and LxFl = Estimated productivity at the beginning of the reproductive phase in the flower production component (kg ha⁻¹).

The partial loss factor (k_{ij}) for each factor (i) in each component (j) of production and the total loss factor (K) were calculated using:

$$k_{ij} = \log(Pd_{ij}) - \log(Pd_{i+1}) \text{ e } K = (\sum k_{ij}).$$

Statistical analysis. In this experiment, means and standard errors for productivity and losses (kg ha⁻¹) and non-cumulative losses (%) were calculated. Based on the calculated means and standard errors, graphs and crop life tables were created for each cowpea variety in treatments with and without inoculant.

All analyses were performed at a 5 % significance level. The productivity (kg ha⁻¹) and cumulative loss (%) data did not meet the assumptions of the analysis of variance (ANOVA), as tested by the Shapiro-Wilk and Levene tests. For that reason, we opted for Friedman's nonparametric ANOVA with block design, and the Wilcoxon test was used for comparisons between means.

Data on partial (k_j) and total (K) losses met the assumptions of ANOVA, as tested by the Shapiro-Wilk and Levene tests. As such, parametric statistical tests were used, such as path analysis.

In this study, the coefficients of the path analysis were estimated to identify and quantify the effects of partial losses (k_{ij}), and the effects of treatment with and without inoculant on total loss (K). Path diagrams were created for each variable studied. The significance of each trail coefficient was calculated separately using standardised linear regressions.

Path analysis involves multiple regressions and allows the inclusion of direct and indirect interactions. For each path diagram, the goodness of fit (G_{fi}) was calculated. This parameter measures the degree of adjustment of the path model.

The non-cumulative losses with the highest mean were considered the critical production component. The critical production component that included only one loss factor was considered the key loss factor. On the other hand, for critical components that included more than one loss factor, the path coefficients were compared. The partial loss factor with the highest significant value was considered the key loss factor.

Results

Significant differences in yield were observed between cowpea varieties ($\chi^2 = 16.03$, $Gl = 2$, $p \leq 0.01$), but there were no differences between treatments with and without inoculant ($\chi^2 = 0.40$, $Gl = 1$, $p = 0.52$). However, the vinegar (1410.02 kg ha^{-1}) and milk (1377.28 kg ha^{-1}) varieties were more productive than the buttermilk variety (1064.18 kg ha^{-1}) (Figure 2). Using the Wilcoxon test, we found that there was no significant difference between the yields of the vinegar and milk varieties ($Z = 1.14$, $Gl = 1$, $p = 0.26$). However, there were significant differences in productivity between the vinegar and the buttermilk varieties ($Z = -3.14$, $Gl = 1$, $p \leq 0.01$), and the milk and buttermilk varieties ($Z = 3.71$, $Gl = 1$, $p \leq 0.01$).

Significant differences in total losses were observed between the three cowpea varieties ($\chi^2 = 33.10$, $df = 2$, $p \leq 0.01$), but no significant differences were observed between treatments with and without inoculant ($\chi^2 = 7.51$, $df = 1$, $p = 0.06$).

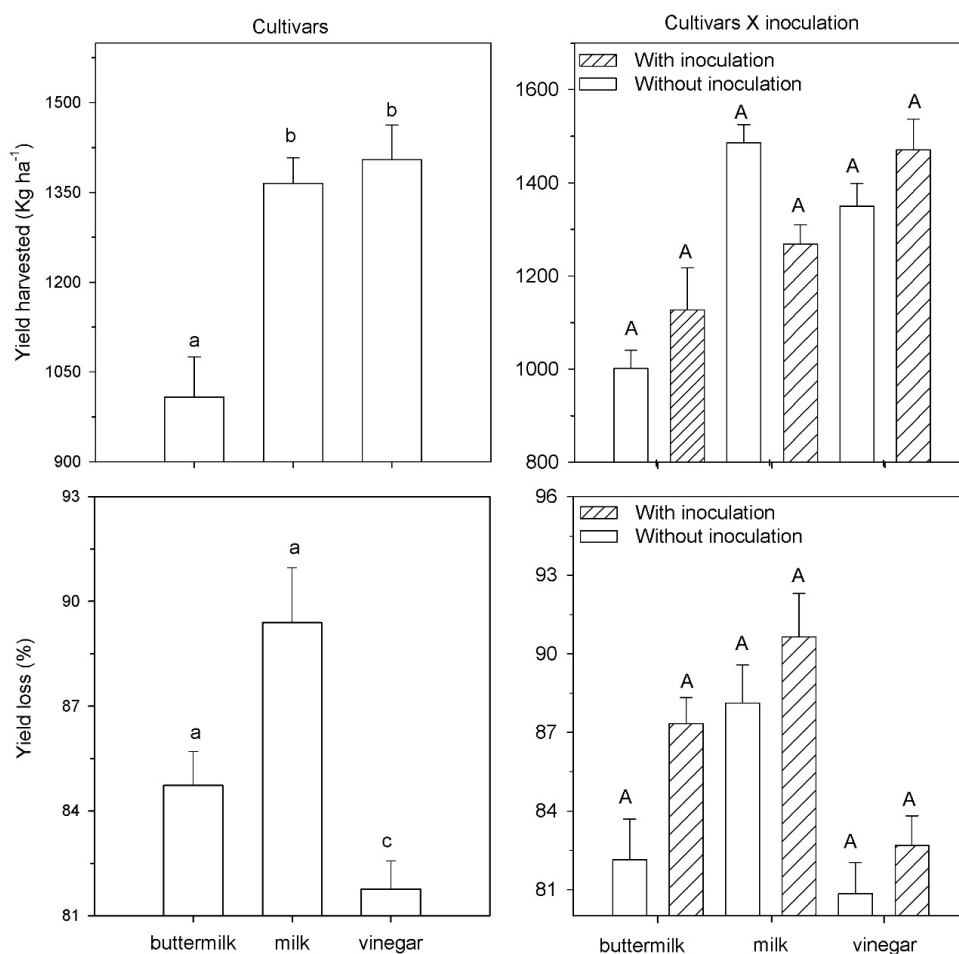


Figure 1. Yield and Yield loss (mean \pm standard error) of cowpea bean cultivars with or without inoculation.

Note: Means followed by the same lowercase letter (for comparison between cultivars) or uppercase in the column (for comparison between inoculated and non-inoculated) did not differ among themselves. Wilcoxon test at $p \leq 0.05$. $N = 180$.

The largest losses occurred in the milk variety (89.38 %), followed by the buttermilk (84.73 %) and vinegar (81.76 %) varieties (Figure 1). However, in the buttermilk variety, inoculation with *B. japonicum* did result in differences between yield losses of treatments, and in non-inoculated cowpeas the total loss was 84.53 %, whereas in inoculated cowpeas it was 87.28 % (Figure 1).

According to the Wilcoxon test, the losses of the vinegar variety differed significantly from those of the milk variety ($Z = 7.21$, $Gl = 1$, $p \leq 0.01$) and the buttermilk variety ($Z = 3.97$, $Gl = 1$, $p \leq 0.01$). The productivity of the milk variety was different from that of the buttermilk variety ($Z = -2.97$, $Gl = 1$, $p \leq 0.01$). Losses varied between the production components. Thus, the greatest losses were observed in the flower component, followed by the grain and pod components (Tables 1, 2, 3).

All path diagrams of each variety had a good model adjustment, with $Gfi \geq 0.90$ (Figures 2, 3, and 4). In all three cowpea varieties (buttermilk, milk, and vinegar), the flower component was considered a critical production component. Regarding the flower component, flower abortion was the only loss factor (Figures 2, 3, and 4).

The partial losses of the grain component significantly contributed to the total losses. The milk variety had the highest trail coefficient, followed by the buttermilk and vinegar varieties (Figures 2, 3, and 4). The factor that contributed the most to the partial losses of the grain component for the milk variety was poor grain formation. In the buttermilk and vinegar varieties, the non-fertilisation of eggs contributed the most to the partial losses of the grain component (Figures 2, 3, and 4).

Inoculation increased yield losses due to increased rates of flower abortion in the buttermilk and milk varieties, but did not affect yield losses in the vinegar variety (Figures 2, 3, and 4). Inoculation also increased the rate by which cowpea plants were damaged by cowpea weevils in the buttermilk variety. Indirectly, inoculation increased the total losses in the three varieties studied (Figures 2, 3, and 4).

Discussion

The vinegar and milk cowpea varieties had higher productivity than the buttermilk cowpea variety under the experimental conditions described above, which may be due to the adaptability of these varieties to local edaphoclimatic conditions. Thus, it

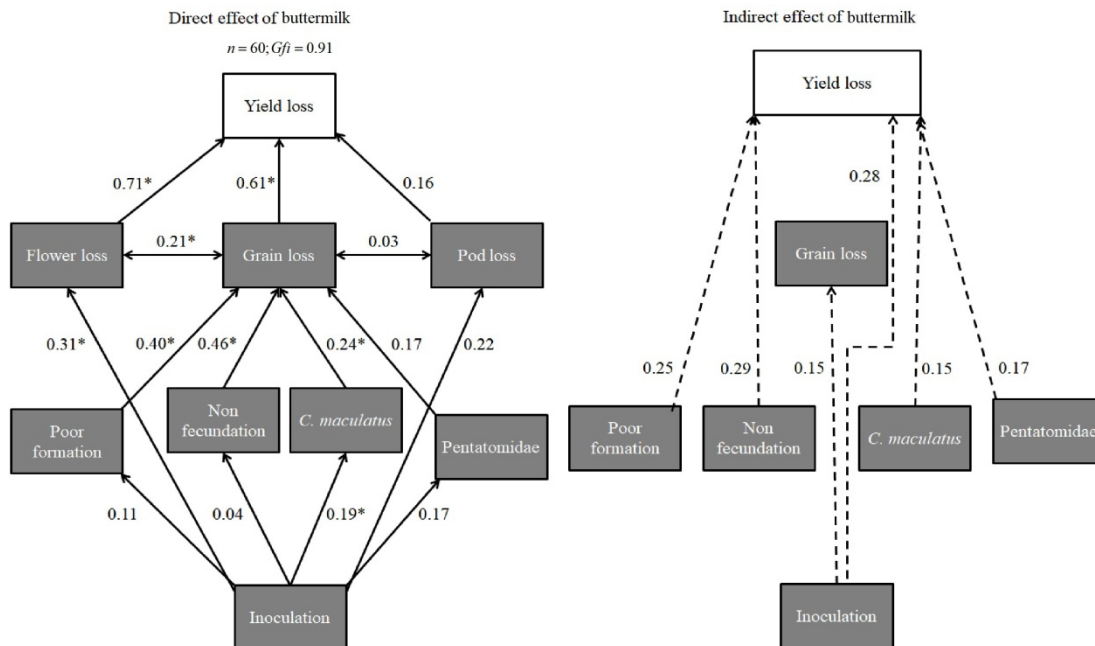


Figure 2. Path diagram of buttermilk cultivar with a yield loss of components, factors, and inoculation effect.

Note: The path diagram indicates the results of the goodness of fit (Gfi). Path (direct effects) and correlation coefficients are indicated for each interaction. The effects of one variable on another are indicated by a one-headed arrow; Correlation is indicated by a double-headed arrow. Solid lines denote direct effects, and dashed lines denote indirect effects. * indicates path significance at 5 % of probability.

Table 1. Table of yield components of losses of buttermilk cultivar with or without inoculation.

Loss factors	Yield Loss (%)	
	Yield components	
	Flower	
Total	42.19±2.71	42.88±2.08
Abortion	42.19±2.71	42.88±2.08
	Pod	
Total	2.62±1.24	4.22±1.30
Poor formation	2.62±1.24	4.22±1.30
	Grain	
Total	37.32±2.06	40.23±1.55
Non-fecundation	15.55±1.47	15.08±1.15
Poor formation	12.54±1.51	12.63±1.73
C. maculatus	6.29±1.76	9.30±1.11
Pentatomidae	2.90±0.90	3.22±0.40
Yield estimated (Kg ha ⁻¹)	5606.55±489.05	8825.26±1218.39
Yield Loss (Kg ha ⁻¹)	4605.22±482.29	7728.23±1115.59
Grain haversted (Kg ha ⁻¹)	1001.33±62.44	1127.03±120.23
Losses (%)	82.14±1.55	87.33±0.65

Note: N = 60.

Table 2. Table of yield components of losses of milk cultivar with or without inoculation.

Loss factors	Yield Loss (%)	
	Yield components	
	Flower	
Total	45.84±1.78	47.95±2.08
Abortion	45.84±1.78	47.95±2.08
	Pod	
Total	2.04±0.80	2.54±1.30
Poor formation	2.04±0.80	2.54±1.30
	Grain	
Total	40.24±1.45	40.15±1.55
Non-fecundation	16.16±1.42	15.78±1.15
Poor formation	20.75±1.58	19.88±1.73
C. maculatus	2.96±1.16	3.64±1.11
Pentatomidae	0.37±0.11	0.83±0.40
Yield estimated (Kg ha ⁻¹)	12509.93±817.18	13550.96±878.20
Yield Loss (Kg ha ⁻¹)	11023.75±803.11	12282.59±847.60
Grain haversted (Kg ha ⁻¹)	1486.18±39,09	1268.37±41,71
Losses (%)	88.12±1.45	90.64±1.65

Note: N = 60.

Table 3. Table of yield components of losses of vinegar cultivar with or without inoculation.

Loss factors	Yield Loss (%)	
	Yield components	
	Flower	
Total	48.90±1.86	49.90±1.81
Abortion	48.90±1.86	49.90±1.81
	Pod	
Total	1.52±0.83	1.81±0.80
Poor formation	1.52±0.83	1.81±0.80
	Grain	
Total	30.42±2.47	30.98±1.89
Non-fecundation	12.31±1.36	13.18±1.15
Poor formation	11.33±1.12	11.96±1.29
C. maculatus	6.73±2.03	5.30±1.75
Pentatomidae	0.05±0.05	0.54±0.37
Yield estimated (Kg ha ⁻¹)	7043.42±628.39	8495.21±648.32
Yield Loss (Kg ha ⁻¹)	5693.90±599.70	7024.69±608.64
Grain haversted (Kg ha ⁻¹)	1349.52±73.38	1470.52±104.45
Losses (%)	80.84±1.20	82.69±1.13

Note: N = 60.

is necessary to pay attention to the climatic variables of the region, as these may affect the performance and productivity of different cowpea varieties (Santos, 2011).

Abortion of flowers was the key factor behind losses in the critical flower component for the three varieties studied. Flower abortion is common in some plant species. In such plants, a large number of flowers are formed, after which the flowers with greater adaptive power are selected to be fertilised and the others are aborted (Burd, 1998; Kozłowski & Stearns, 1989).

Losses in the grain component were due to poor grain formation and non-fertilisation of eggs. These losses are also affected by climatic variables. Stress caused by high temperatures, for example, can compromise the viability of eggs, cause infertility in the female and male reproductive system, and affect grain filling (Hedhly, 2011; Snider *et al.*, 2011).

Inoculating cowpea plants with *B. japonicum* did not increase the productivity of the tested varieties, however, it increased the rate of abortion of flowers in the buttermilk and milk varieties. Indirectly, inoculation increased the total losses in the three cowpea varieties studied. It may be that the strain of inoculant used was not adapted to these cowpea varieties. There are several *Bradyrhizobium* strains that are well-adapted to cowpeas, including the

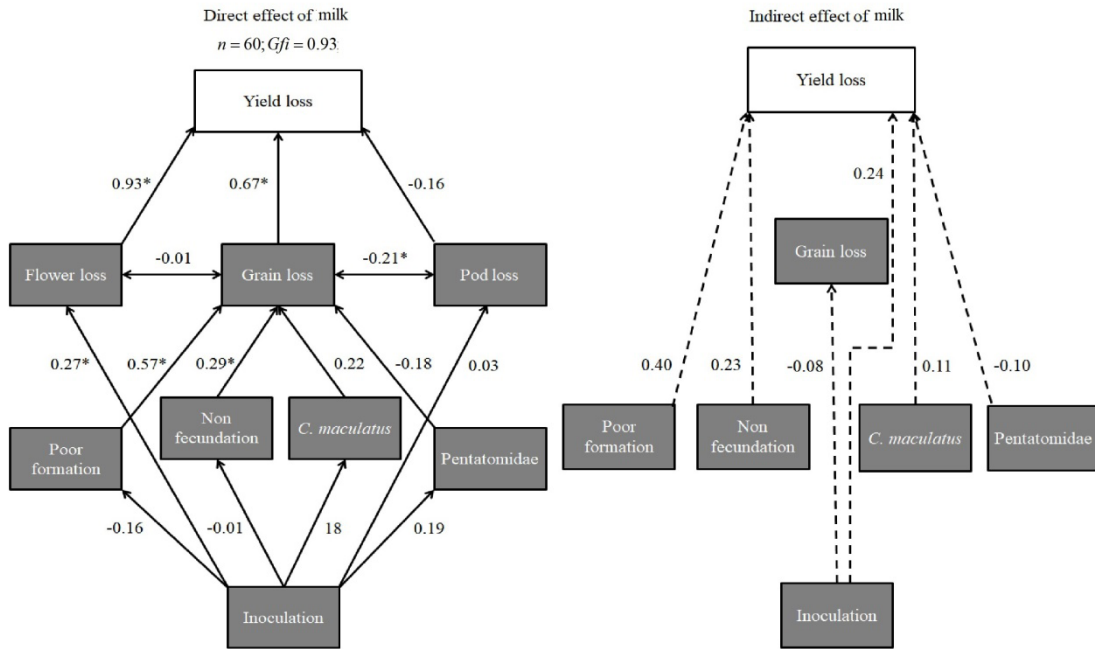


Figure 3. Path diagram of milk cultivar with a yield loss of components, factors, and inoculation effect.

Note: The path diagram indicates the results of the goodness of fit (*Gfi*). Path (direct effects) and correlation coefficients are indicated for each interaction. The effects of one variable on another are indicated by a one-headed arrow; the correlation is indicated by a double-headed arrow. Solid lines denote direct effects and dashed lines denote indirect effects. * indicates path significance at 5 % of probability.

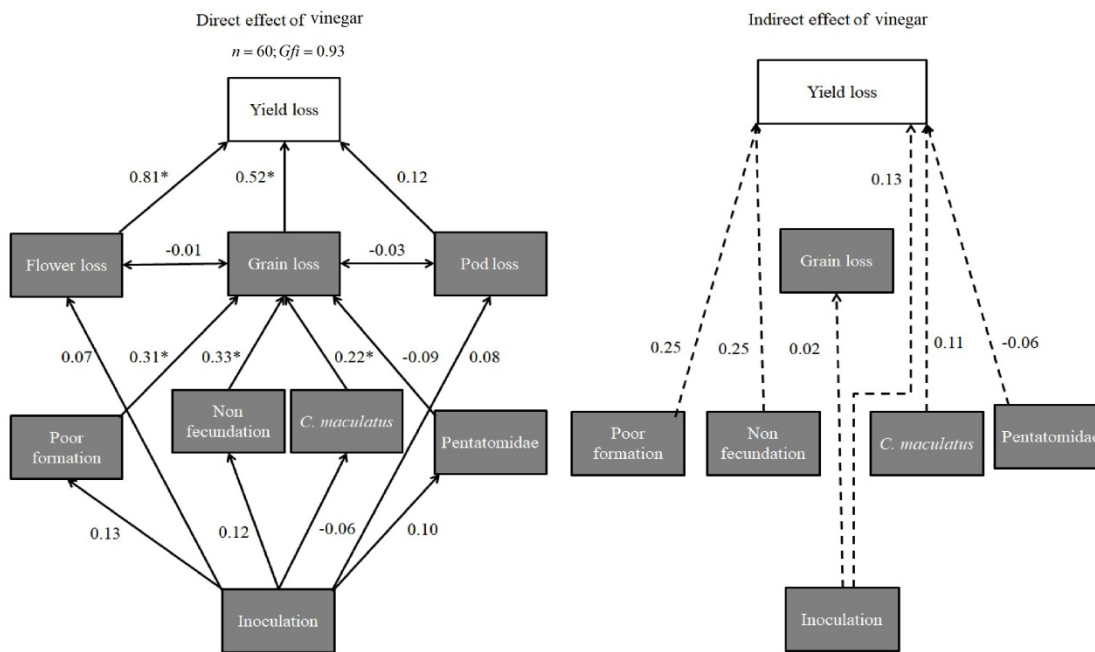


Figure 4. Path diagram of vinegar cultivar with a yield loss of components, factors, and inoculation effect.

Note: The path diagram indicates the results of the goodness of fit (*Gfi*). Path (direct effects) and correlation coefficients are indicated for each interaction. The effects of one variable on another are indicated by a one-headed arrow; the correlation is indicated by a double-headed arrow. Solid lines denote direct effects and dashed lines denote indirect effects. * indicates path significance at 5 % of probability.

INPA 03-11B, UFLA 3-84, BR3267, UFLA03-153, and UFLA03-164 strains (Farias, 2016). Inoculation with *B. japonicum* affected the rate of damage caused by cowpea weevils in the buttermilk variety. Cowpea weevils are an important insect pest of stored grains, and resistance to this insect pest varies among different cowpea varieties (Lima et al., 2001).

Conclusions

The vinegar and milk cowpea varieties were found to be more productive and better adapted to the local conditions of our study site than the buttermilk variety. The yield losses were greater in the milk variety, followed by the buttermilk and vinegar varieties. The critical production component for the three varieties was found to be the flowers, and the key loss factor was found to be the abortion of the flowers. The grain components of the three varieties affected the total losses. The factors that contributed the most to the loss of the grain components for the three varieties were the malformation of the grains and the non-fertilisation of the eggs. Inoculation with *B. japonicum* directly affected losses due to the increased abortion of flowers in the buttermilk and milk varieties. In addition, inoculation also affected the rate of cowpea weevil infestation in the buttermilk variety. Indirectly, inoculation with *B. japonicum* affected the total losses in the three cowpea varieties studied.

Acknowledgments

This work was funded by the Fund for Coordination for the Improvement of Higher Education Personnel in Brazil (Coordenação de Aperfeiçoamento de Pessoal de Nível Superior do Brasil, CAPES), financing code 001, and the National Council for Scientific and Technological Development (Conselho Nacional de Desenvolvimento Científico e Tecnológico, CNPq).

References

Ahamefule, E. H.; and Peter, P. C. (2014). Cowpea (*Vigna unguiculata* (L.) Walp) response to phosphorus fertilizer under two tillage and mulch treatments. *Soil and Tillage Research*, 136, 70-75. <https://doi.org/10.1016/j.still.2013.09.012>

Aliyu, O. M.; and Makinde, B. O. (2016). Phenotypic Analysis of Seed Yield and Yield Components in Cowpea (*Vigna unguiculata* L., Walp). *Plant Breeding and Biotechnology*, 4(2), 252-261. <https://doi.org/10.9787/PBB.2016.4.2.252>

Boukar, O.; Massawe, F.; Muranaka, S.; Franco, J.; Maziya-Dixon, B.; Singh, B.; and Fatokun, C. (2011). Evaluation of cowpea germplasm lines for protein and mineral concentrations in grains. *Plant Genetic Resources*, 9(4), 515-522. <https://doi.org/10.1017/S1479262111000815>

Brasil. Ministério da Agricultura, Pecuária e Abastecimento. (2009). *Regras para análise de sementes*. Ministério da Agricultura, Pecuária e Abastecimento. Secretaria de Defesa Agropecuária. Brasília. Mapa/ACS, 399 p. <https://www.gov.br/>

[agricultura/pt-br/assuntos/insumos-agropecuarios/arquivos-publicacoes-insumos/2946_regras_analise_sementes.pdf](https://www.gov.br/agricultura/pt-br/assuntos/insumos-agropecuarios/arquivos-publicacoes-insumos/2946_regras_analise_sementes.pdf)

Burd, M. (1998). "Excess' Flower Production and Selective Fruit Abortion: A Model of Potential Benefits." *Ecology*, 79(6), 2123-2132.

Ehlers, J. D.; and Hall, A. E. (1997). Cowpea (*Vigna unguiculata* (L.) Walp). *Field Crops Research*, 53(3), 187-204. [https://doi.org/10.1016/S0378-4290\(97\)00031-2](https://doi.org/10.1016/S0378-4290(97)00031-2)

Farias, T. P.; Trochmann, A.; Soares, B. L.; and Moreira, F. M. S. (2016). Rhizobia inoculation and liming increase cowpea productivity in Maranhão State. *Acta Scientiarum. Agronomy*, 38(3), 387-395. <https://doi.org/10.4025/actasciagron.v38i3.28630>

Haro, H.; Sanon, K. B.; Le Roux, C.; Duponnois, R.; and Traoré, A. S. (2018). Improvement of cowpea productivity by rhizobial and mycorrhizal inoculation in Burkina Faso. *Symbiosis*, 74, 107-120. <https://doi.org/10.1007/s13199-017-0478-3>

Hedhly, A. (2011). Sensitivity of flowering plant gametophytes to temperature fluctuations. *Environmental and Experimental Botany*, 74(03), 9-16. <https://doi.org/10.1016/j.envexpbot.2011.03.016>

Kozłowski, J.; and Stearns, S. C. (1989). Hypotheses for the production of excess zygotes: Models of bet-hedging and selective abortion. *Evolution*, 43(7), 1369-1377. <https://doi.org/10.1111/j.1558-5646.1989.tb02588.x>

Lima, M. P. L.; Oliveira, J. V.; Barros, R.; and Torres, J. B. (2001). Identificação de genótipos de caupi *Vigna unguiculata* (L.) Walp. resistentes a *Callosobruchus maculatus* (Fabr.) (Coleoptera: Bruchidae). *Neotropical Entomology*, 30(2), 289-295. <https://doi.org/10.1590/S1519-566X2001000200013>

Melo, F. de B. (2007). *Manejo do solo para a cultura do feijão-caupi*. Teresina, Embrapa Meio-Norte. I Semana Da Agronomia "1 Seminário sobre Feijão-Caupi", 19-25. <https://www.embrapa.br/busca-de-publicacoes/-/publicacao/70253/manejo-do-solo-para-a-cultura-do-feijao-caupi>

Moussa, B.; Lowenberg-DeBoer, J.; Fulton, J.; and Boys, K. (2011). The economic impact of cowpea research in West and Central Africa: A regional impact assessment of improved cowpea storage technologies. *Journal of Stored Products Research*, 47(3), 147-156. <https://doi.org/10.1016/j.jspr.2011.02.001>

Peel, M. C.; Finlayson, B. L.; and McMahon, T.A. (2007). Updated world map of the Köppen-Geiger climate classification. *Hydrology and Earth System Sciences*, 11, 1633-1644. <https://doi.org/10.5194/hess-11-1633-2007>

Pereira, A.S.; Rodrigues dos Santos, G.R.D.; Almeida Sarmento, R.A.; da Silva Galdino, T. V.D.S.; de Oliveira Lima, C. H.D.O.; and Coutinho Picanço, M.C. (2017). Key factors affecting watermelon yield loss in different growing seasons. *Scientia Horticulturae*, 218, 205-212. <https://doi.org/10.1016/j.scientia.2017.02.030>

Queiroz Ribeiro, V. (2002). *Sistemas de Produção 2: Cultivo do Feijão-caupi (Vigna unguiculata (L.) Walp)*. Ministério da Agricultura, Pecuária e Abastecimento. p. 110. <https://www.embrapa.br/busca-de-publicacoes/-/publicacao/66591/cultivo-do-feijao-caupi-vigna-unguiculata-l-walp>

Santos, C. A.F. (2011). Melhoramento do Feijão-Caupi para Temperaturas Moderadas e Elevadas no Vale do São Francisco. *Revista Brasileira de Geografia Física*, 6, 1151-1162. <https://www.embrapa.br/busca-de-publicacoes/-/publicacao/923051/melhoramento-do-feijao-caupi-para-temperaturas-moderadas-e-elevadas-no-vale-do-sao-francisco>

- Snider, J. L.; and Oosterhuis, D. M. (2011). How does timing, duration and severity of heat stress influence pollen-pistil interactions in angiosperms? *Plant Signaling & Behavior* 6(7), 930-933. <https://doi.org/10.4161/psb.6.7.15315>
- Teixeira, I. R.; Carneiro da Silva, G.; Ribeiro de Oliveira, J. P.; Guerra da Silva, A.; and Pelá, A. (2010). Desempenho agronômico e qualidade de sementes de cultivares de feijão-caupi na região do cerrado. *Revista Ciência Agronômica*, 41(2), 300-307. <http://dx.doi.org/10.1590/S1806-66902010000200019>

- Wongphatcharachai, M.; Staley, C.; Wang, P.; Moncada, K. M.; Sheaffer, C. C.; Sadowsky; and M. J. (2015). Predominant populations of indigenous soybean-nodulating *Bradyrhizobium japonicum* strains obtained from organic farming systems in Minnesota. *Journal of Applied Microbiology*, 118(5), 1152-1164. <https://doi.org/10.1111/jam.12771>