

Agronomic and physiological characteristics of soybean cultivars and their seeds according to plant population

Características agronómicas y fisiológicas de los cultivares de soya y sus semillas, según población vegetal

Edgar Estevam França¹, Gisele Carneiro da Silva¹, Marcos Eduardo Viana de Araújo², Itamar Rosa Teixeira^{1*}, Paulo César Corrêa², and Alessandro Guerra da Silva³

ABSTRACT

Soybean (*Glycine max*) yield can be influenced by the choice of genetic material along with the use of an adequate plant population and selection of high-quality seeds. This study aimed to evaluate agronomic and physiological characteristics of soybean cultivars and their seeds according to different plant populations. For this purpose, an experiment was conducted during the 2017/2018 harvest, under field conditions, in a randomized block design in a 3 x 4 factorial arrangement with four replicates. The treatments consisted of three soybean cultivars, TMG2181 IPRO, M 7739 IPRO, and BMX Power IPRO, at four population densities: 180,000; 220,000; 280,000 and 320,000 plants ha⁻¹. The agronomic characteristics of the plants (plant height, stem diameter, number of branches, number of pods per plant, number of seeds per plant, number of seeds per pod, weight of a 100 seeds and seed yield) and physiological quality (germination, first count of germination, seedling length, dry mass of the shoot and root, and accelerated aging test) of these seeds were evaluated. The experiment showed that the agronomic characteristics of soybean cultivars and their seeds varied according to the genotypes, and that these phenotypic expressions can be altered according to the plant population. The indeterminate cultivar BMX Power IPRO obtained higher seed yield compared to the semi-determinate and determinate cultivars M 7739 IPRO and TMG2181 IPRO, mainly due to their field conformation and size. The indeterminate cultivar BMX Power IPRO showed higher average germination and seed hardness and produced normal seedlings with good initial growth rate and dry weight. The yield and quality of soybean seeds were not affected by plant population.

Key words: *Glycine max*, plant arrangement, seed yield, germination and vigor.

RESUMEN

El rendimiento de la soya (*Glycine max*) puede verse influenciado por la elección del material genético, junto con el uso de una población de plantas adecuada y la selección de semillas de alta calidad. El objetivo de este estudio fue evaluar las características agronómicas y fisiológicas de cultivares de soya y sus semillas, según diferentes poblaciones de plantas. Para ello, se realizó un experimento durante la cosecha 2017/2018, bajo condiciones de campo, en un diseño de bloques al azar en un arreglo factorial 3 x 4 con cuatro repeticiones. Los tratamientos consistieron en tres cultivares de soya, TMG2181 IPRO, M 7739 IPRO y BMX Power IPRO, en cuatro densidades de población: 180,000; 220,000; 280,000 y 320,000 plantas ha⁻¹. Se evaluaron las características agronómicas de las plantas (altura de la planta, diámetro del tallo, número de ramas, número de vainas por planta, número de semillas por planta, número de semillas por vaina, peso de 100 semillas y rendimiento de semilla) y la calidad fisiológica (germinación, primer conteo de germinación, longitud de la plántula, masa vegetal seca de la parte aérea y raíz y prueba de envejecimiento acelerado) de estas semillas. El experimento mostró que las características agronómicas de los cultivares de soya y sus semillas variaron de acuerdo con los genotipos y que estas expresiones fenotípicas pueden alterarse según la población de plantas. El cultivar indeterminado BMX Power IPRO obtuvo un mayor rendimiento de semilla en comparación con los cultivares semideterminados y determinados M 7739 IPRO y TMG2181 IPRO, principalmente debido a la conformación y tamaño de las plantas en el campo. El cultivar indeterminado BMX Power IPRO mostró mayor promedio de germinación y dureza de la semilla, y produjo plántulas normales con buena tasa de crecimiento inicial y peso seco. El rendimiento y la calidad de las semillas de soya no se vieron afectados por la población de plantas.

Palabras clave: *Glycine max*, arreglo de plantas, rendimiento de semilla, germinación y vigor.

¹ Departamento de Engenharia Agrícola, Instituto de Ciências Agrárias, Universidade Estadual de Goiás, Anápolis (Brazil).

² Departamento de Engenharia Agrícola, Universidade Federal de Viçosa, Viçosa (Brazil).

³ Departamento de Agronomia, Universidade de Rio Verde, Rio Verde (Brazil).

* Corresponding author: itamar.teixeira@ueg.br



Introduction

Soybean is the oilseed most cultivated worldwide, and the USA and Brazil are the greatest producers. Soybean currently occupies the largest planted area of legumes in the world, with Brazil producing 135.9 million of grain in 2020/2021, close to 36% of world production (Conab, 2021). Oil and bran are the main products from soy processing. Additionally, soybean oil can be used in the production of biodiesel (Shehata *et al.*, 2015; Colombo *et al.*, 2019).

The need for superior quality seeds is one of the obstacles to overcome in the search for higher soybean yields, especially in countries with tropical climate such as Brazil, where seeds are produced during the season of cultivation destined to obtain grains. In Brazil, seeds are produced during the spring-summer season, when the harvest usually coincides with the rainfall period (Ávila *et al.*, 2011). This is due to the prohibition of soybean cultivation in winter to control the Asian rust (*Phakopsora pachyrhizi*) (Godoy *et al.*, 2016). However, the winter season is ideal to produce higher quality seed lots, given the absence of rains during the harvest.

Seed productivity, like other agronomic characteristics such as components and yield, varies as a result of genotype selection, soil management, reduced interspecific competition between plants and the interaction of these factors (Baron *et al.*, 2018). However, the soybean plant can adapt to its exposed arrangement, due to the morphophysiological modifications known as plant plasticity (Balbinot Junior *et al.*, 2018; Ferreira *et al.*, 2020). These modifications include the ability to change the main components (number of pods per plant, number of grains per pod, and seed weight) and grain yield according to the number of plants per area, thus, maintaining constant productivity over a wide range of plant densities (Board & Kahlon, 2013; De Luca & Hungría, 2014; Suhre *et al.*, 2014; Petter *et al.*, 2016; Souza *et al.*, 2016).

In recent years, most of the soybean cultivars released in the market are indeterminate (modern cultivars), with less branching (Werner *et al.*, 2016), that allow the use of lower densities without negatively impacting soybean seed yield (Corassa *et al.*, 2018; Carciochi *et al.*, 2019). Carpenter and Board (1997) indicate that the response of seed yield to plant density is defined by a balance between the reduced yield per plant and increased yield per unit area, due to the effect of plant addition.

Cultivars of soybean with determinate growth (e.g., NS 8590 IPRO, BRS 7780IPRO, and TMG2181 IPRO) are

characterized by the completion of around 90% of vegetative growth, starting from the sprouting onset (reproductive phase) (Perini *et al.*, 2012). The size of the vegetative growth of plants of indeterminate growth (e.g., NS6906 IPRO, NA 7337 RR, and BMX Power IPRO) increases from two to four times after the sprouting onset (Baigorri & Gassen, 2009). These materials feature a longer period of overlap of vegetative and reproductive phases, growth in height and emission of the first or the beginning of the flora in comparison with determined cultivars (Zanon *et al.*, 2016). Plants of semi-determinate growth (e.g., NA 7337 RR, NS 6209 RR, and M 7739 IPRO), reach 70% of their final height when they sprout (Nogueira *et al.*, 2014).

Research studies on the trend of soybean cultivars in response to the different sowing densities show contradictory results; some cases confirm the interaction between soybean genetic materials and sowing density, and others do not (Soares *et al.*, 2015). These studies demonstrate that a plant population of 300,000 plants ha⁻¹ is the most suitable for soybean yield (Balbinot Junior *et al.*, 2015; Enciso-Maldonado *et al.*, 2021). However, Ribeiro *et al.* (2017) observed that, regardless of the soybean cultivar, a plant density of up to 600,000 plants ha⁻¹ did not affect grain yield, plant height, lodging, harvest index or number of grains per pod. Similar results were obtained by Prusiński and Nowicki (2020), who did not observe the influence of the density and the space between lines on soybean yield.

In addition, Rahman *et al.* (2011) found that the yield and accumulation of protein and nutrients in soybean seeds decrease as the density of seedlings increased. Thus, there is a need for research to fill in these gaps and to generate information on the choice of suitable plant populations per area for the genetic materials of soybean currently available to farmers.

This study aimed to evaluate the agronomic characteristics (plant height, stem diameter, number of branches, number of pods per plant, number of seeds per plant, number of seeds per pod, weight of 100 seeds and seed yield) and physiological quality (germination, first count of germination, seedling length, dry mass of the shoot and root, and accelerated aging test) of soybean seeds of cultivars TMG2181 IPRO, M 7739 IPRO, and BMX Power IPRO, considering different plant populations.

Materials and methods

The experiment was carried out during the 2017/2018 agricultural harvest at the experimental facility of Agência

Goiana de Assistência Técnica, Extensão Rural e Pesquisa Agropecuária (EMATER), Anápolis-GO, Brazil, at an average altitude of 1050 m a.s.l. Soil samples, classified as Red-Yellow Latosol (Embrapa, 2013), were collected at the crop location, from the 0-20 cm layer, and sent to the laboratory of the experimental facility for physico-chemical analysis (Tab. 1).

TABLE 1. Results of the physico-chemical analysis of samples (0-20 cm deep) of the soils used in the experiment.

Attributes	Values
pH (Ca Cl ₂)	5.3
P (mg dm ⁻³)	14.5
K (cmol _c dm ⁻³)	0.21
Ca (cmol _c dm ⁻³)	2.3
Mg (cmol _c dm ⁻³)	0.7
H + Al (cmol _c dm ⁻³)	2.0
V (%)	60.0
Organic matter (g dm ⁻³)	33.0
Sand (g kg ⁻¹)	460.0
Silt (g kg ⁻¹)	110.0
Clay (g kg ⁻¹)	430.0

The prevailing weather conditions at the time of the experiment are presented in Figure 1.

The experiment was conducted in a completely randomized block design, 3×4 factorial arrangement, with four replicates. The treatments consisted of three soybean cultivars, TMG2181 IPRO, M 7739 IPRO, and BMX Power IPRO, at four plant densities, 9, 11, 14, and 16 plants m⁻¹, corresponding to the following population densities: 180,000, 220,000, 280,000 and 320,000 plants ha⁻¹.

The cultivar TMG2181 IPRO belongs to the maturation group 8.1, has determinate growth and high demand for soil fertility. M 7739 IPRO belongs to the maturation group 7.7, has semi-determinate growth and high demand for soil fertility. BMX Power IPRO belongs to the maturation group 8.0, has indeterminate growth and high demand for soil fertility.

The experiment plots consisted of four rows of 5.0 m length, spaced at 0.50 m. The useful area of the plot included two central rows, with a suppression of 0.50 m from their edges, resulting in 4 m² of total useful area.

The soil was prepared according to the standard practices by plowing (disk plow) and leveling grade, with the application of only regular fertilization for the seeding, using a 05-25-20 compound fertilizer, made up by nitrogen, phosphorus, and potassium (400 kg ha⁻¹). The seeds of the three cultivars were sown manually on 12/01/2017, with the help of laces made of satin previously labeled according to the spacing between seeds. Twenty-five percent more seeds than recommended for each density tested were used. At 10 d after the emergence of seedlings, the plants were pruned to reach the desired population densities.

Manual harvest of the useful area began on 04/01/2018, when the plants reached stage R8, with 95% of the pods in brown color, which indicated ripeness. At first, 10 plants were collected in the useful area of each plot for evaluation of the following characteristics: plant height (PH) - measured in cm between the stalk of the plant and the apical edge of the main stem of the plant, using a measuring tape; stem diameter (SD) - diameter of the stalk, using a digital caliper with an accuracy of 0.01 mm, about 2 cm above the

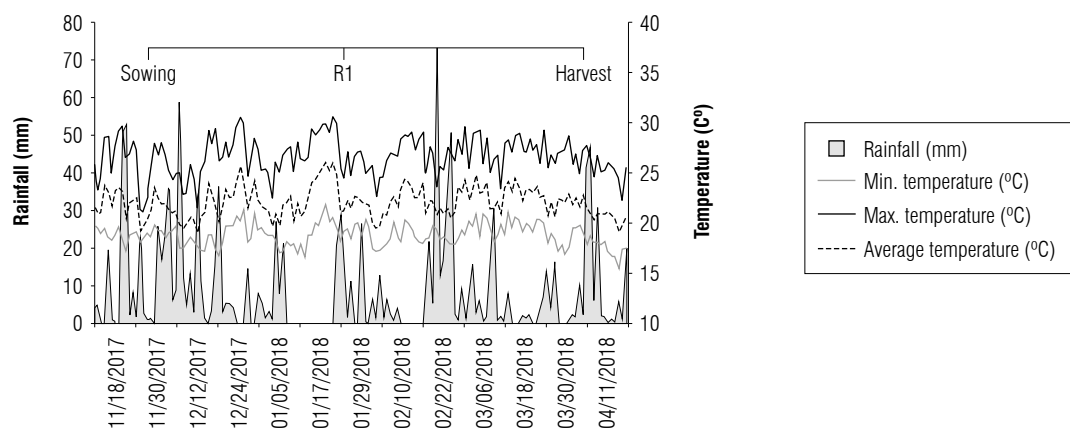


FIGURE 1. Daily climate data: precipitation (mm), maximum temperature (°C), minimum temperature (°C) and average temperature (°C) occurred during the period of the harvest from November 2017 to April 2018, in Anápolis-GO, Brazil. Data provided by the network of stations of SECTEC/SIMEHGO (Secretary of State for Science and Technology - Goiás), Brazil.

soil; number of branches per plant (NBP) - counting the average number of branches in the plant; number of pods per plant (NPP) - calculating the overall mean of pods in the plants; number of seeds per plant (NSP) - counting the seeds formed in the plants; number of seeds per pod (NSPP) - calculating the ratio between the number of seeds per plant and the number of pods per plant; weight of 100 seeds (W100S) - using random samples of 100 seeds. In addition, the seed yield (SY) was computed through an evaluation of the mass of the seeds originated from all the plants collected in the useful area of the plot, weighed using a precision scale of 0.001 g (model TP 200S, OHAUS Corporation, USA), expressed in kg ha⁻¹ and corrected to 12% of moisture content (wet base).

With the results of the agronomic characteristics and yield established, the raw batch of seeds obtained in each plot was used to evaluate their physiological quality by performing the following analyses: germination (GER) - carried out with 4 replicates of 50 seeds for each plot and the counting of normal seedlings conducted in the eighth day after the seeding (MAPA - ACS, 2009); first count of germination (FCG) - carried out together with the germination test, by calculating the percentage of normal seedlings in the samples on the fifth day (MAPA - ACS, 2009); seedling length (SL) - using four replicates of 10 seeds for each plot, measuring the total length of the normal seedlings after 8 d (primary root and hypocotyl) (Nakagawa, 1999); dry mass of the shoot and root (DMS and DMR) - in this evaluation, normal seedlings that came from the seedling length test were used, divided into hypocotyl and root system, with the average results expressed in dry mass of the root and dry mass of the hypocotyl in mg per sowing (Nakagawa, 1999); and the accelerated aging test (AA) - with 200 seeds in each plot distributed in translucent plastic boxes (gerbox) (Marcos Filho, 1999).

The obtained data were subjected to analysis of variance by the F test ($P < 0.05$), and when significant, the averages of the qualitative treatments (cultivar) were compared by the Tukey's test ($P < 0.05$); the regression analysis was applied

for the quantitative treatments (densities). The SISVAR software system 5.6 was used for statistical analysis.

Results and discussion

Agronomic characteristics and seed yield

The experiment was carried out from November 2017 to April 2018, the rainy season in the Midwest region of Brazil (Fig. 1), with no water restriction during the entire cycle of the soybean cultivars under study. Regarding plant nutrition, fertilization was carried out in line with the soil analysis (Tab. 1). Therefore, no symptoms of nutrient deficiency or toxicity were observed in the three studied soybean cultivars.

The agronomic characteristics of soybean, such as PH, SD and NBP, were affected by both studied factors, but in an isolated manner. The key components of W100S and NSP were affected by the interaction of the factors soybean cultivars and plant population (C×P), whereas the NPP and the SY were affected only by the factor of the tested cultivars (C). NSPP, on the other hand, was not significant at 5% and 1% of probability in any studied factor.

In agreement with the results of the analysis of variance, the literature reports that the population of the plant factor (seeding density) (P) is a relevant variable in the study of plant arrangement and may be considered the main factor for the morphophysiological characteristics of plants (Suhre *et al.*, 2014; Ferreira *et al.*, 2016).

For PH, the determinate cultivar TMG2181 IPRO showed greater height average when compared to the other studied cultivars (Tab. 2). Most Brazilian commercial cultivars are around 50 cm to 90 cm in height (Sediyama *et al.*, 2016), and determinate plants are higher for soybean cultivation (Sediyama, 2009). For SD, the determinate cultivar TMG 2181 IPRO showed a greater value when compared to the other cultivars, reaching 9.90 mm. SD is an important variable of research that may even characterize the genotypes as favorable or not for bedding.

TABLE 2. Average values of plant height (PH), stem diameter (SD), number of branches per plant (NBP) and number of pods per plant (NPP) for each soybean cultivar.

Cultivars	PH	SD	NBP	NPP
TMG2181 IPRO	77 a	9.90 a	10 a	132 a
M 7739 IPRO	69 b	7.71 b	9 a	90 b
BMX Power IPRO	70 b	7.19 b	5 b	87 b
Averages	72	8.27	8	103

Averages followed by lower-case letters in the same column show no differences among them according to the Tukey's test ($P \leq 0.05$ and 0.01).

The average data of NBP differed among the genetic materials studied, given that the determinate cultivar TMG 2181 IPRO produced more branches per plant, but without differences when compared to the semi-determinate M 7739 IPRO. Recent studies (Souza *et al.*, 2016) support the findings of this research that determinate soybean cultivars produce a greater mean of branches per plant since cultivars TMG 2181 IPRO and M 7739 IPRO produced equally a greater number of branches per plant.

The component NPP exhibited a trend behavior similar to that described for PH and SD with the determinate cultivar showing a greater mean among the three genetic materials studied. However, NPP was not significantly affected by the spatial arrangement (at 5% and 1% of probability), although a reduced average of the number of pods produced per plant was observed as the concentration of plants increased. For PH versus different plant populations, regardless of the cultivar, taller plants were observed in arrangements with increased plant population (Fig. 2).

Increased plant population favors the growth of the apical height of the plant, regardless of the managed cultivar (Ferreira *et al.*, 2016). Souza *et al.* (2016) stated that soybean cultivars BRS Valiosa RR (determinate), NA 7337 RR (semi-determinate) and BMX Potência RR (indeterminate), when exposed to populations that ranged from 245,000 to 455,000, showed average height from 91.5 cm to 94.9 cm. They reported that increased density increments the final height of the plant, due to intraspecific competition for light.

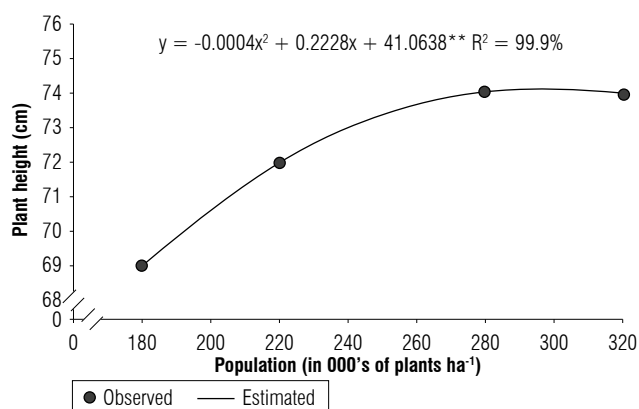


FIGURE 2. Height of soybean plants (cm) according to soybean plant populations (in thousand plants ha⁻¹).

SD was affected by plant population, and a linear decrease in the average values was observed as plant population increased, with values that ranged from 8.82 mm in a population of 180,000 to 7.84 mm in a population of 320,000 plants ha⁻¹ (data not shown). A distinct trend was observed

for PH, in which the diameter values decreased in a linear manner, while plant height increased.

The average NBP in the three studied cultivars was also affected by the plant population per area, which led to the adjustment of the decreasing linear function of the data in response to the increased plant population (Fig. 3). Heiffig *et al.* (2006) exposed cultivar MG/BR 46 Conquista to populations ranging from 70,000 to 350,000 plants ha⁻¹ (1.4 to 7.0 plants m⁻¹) and found a decrease from 3.7 to 1.0 branches per plant. Souza *et al.* (2016) also reports a similar trend of genotypes in their research. This occurs because, in a low-density context, the availability of water, light and nutrients for each subject is higher (De Luca & Hungria, 2014).

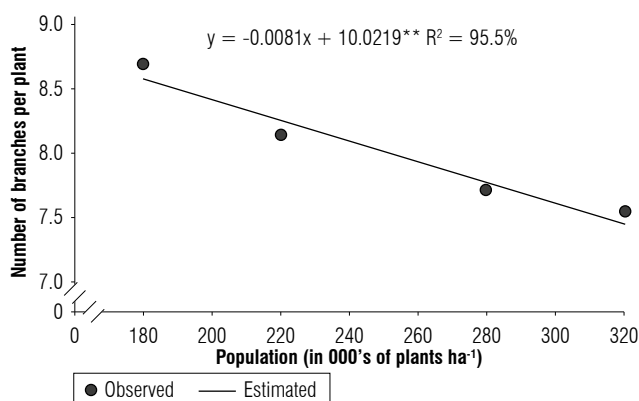


FIGURE 3. Number of branches per plant according to soybean plant populations (in thousand plants ha⁻¹).

The phenotypic trend displayed by the genetic materials in this study was significant and a decreased number of branches per plant was easily observed according to the concentration of plants ha⁻¹, mainly when the cultivar BMX Power IPRO was used (Fig. 4).



FIGURE 4. Plant structure of the indeterminate soybean cultivar BMX Power IPRO according to the populations of plants: A) 180, B) 220, C) 280 and D) 320 thousand plants ha⁻¹.

The effect of the interaction of factors (C×P) on NSP was observed, and the variation of the average of the three cultivars in each studied population was reported. In all populations, cultivar TMG2181 IPRO always stood out from the others, and the overall mean in this category always pointed out to the same result. However, Ribeiro *et al.* (2017) demonstrated that the difference of this factor can be found in soybean cultivars with the same growth habit.

The average data on the NSP of the three genetic materials exposed to the different plant populations revealed the plasticity of each studied genotype, which managed to adapt to the spatial arrangements (Fig. 5). The concentration of the seeding line reduced the spacing between plants, thus decreasing NBP (Fig. 3) and, consequently, the number of seeds per plant.

This trend is observed more frequently in plants of semi-determinate and indeterminate growth, with a linear correlation to the concentration of plants. In other words, when the quantity of plants increases (population of plants ha⁻¹), the quantity of generated seeds decreases. The determinate cultivar TMG2181 IPRO did not show significance in this variable, which demonstrates that the plant population factor did not change its morphophysiological characteristics.

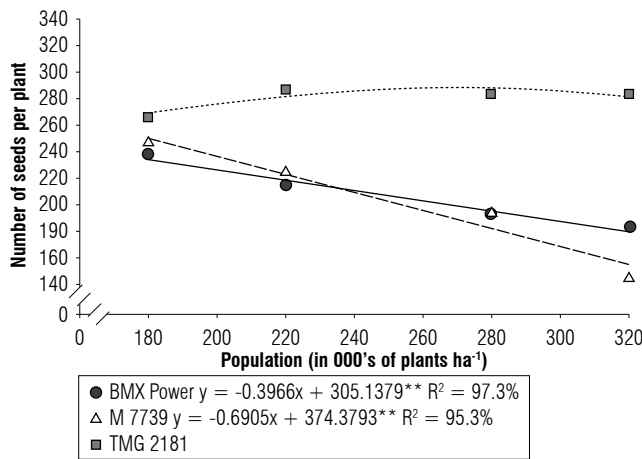


FIGURE 5. Number of seeds per plant of soybean cultivars according to plant populations (in thousand plants ha⁻¹).

Balbinot Junior *et al.* (2018) report that genotypes of indeterminate habits exhibit the highest plasticity rate in response to their exposed plant population. For example, Ribeiro *et al.* (2017), while working with populations of 300,000 to 600,000 plants ha⁻¹, observed a reduction from 114 to 77 grains per plant of indeterminate cultivars. The plant alters its structure in search of a better adjustment to the exposed environment and is able to increase its

competition for solar radiation, nutrients, water, and soil biosphere (Ferreira *et al.*, 2016; Petter *et al.*, 2016).

In this study, the NSP showed a trend opposite to that of W100S. As NSP increases, the mass of the product decreases. Among the overall averages of the genetic materials researched, the determinate cultivar TMG2181 IPRO obtained greater average of branches, pods (Tab. 2) and seeds per plant, when compared to the other studied genotypes. However, it obtained the lowest W100S by a large difference. Gulluoglu *et al.* (2017), while working with two soybean cultivars, verified that the plants that produced greater quantities of seeds were the same in which the weights of seeds were lower.

The indeterminate cultivar BMX Power IPRO showed an increase in W100S in plant populations of 280,000 plants ha⁻¹ (Fig. 6), followed by the decrease observed in larger studied populations. Seed weight is relevant for its ability to generate more vigorous seedlings during the germination process. This is explained in the physiological quality of seeds section.

These findings are partly consistent with those obtained by Suhre *et al.* (2014), who determined that the increased density of plants in the line promotes a linear increase of W100S, especially in new cultivars, or as characterized by Balbinot Junior *et al.* (2018), in modern cultivars (indeterminate). The component W100S is dependent on the genealogy of the material, which justifies the detection of only the effect of the cultivar factor.

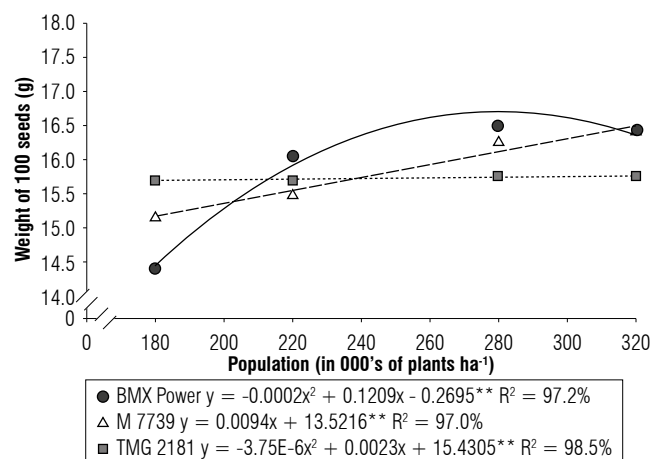


FIGURE 6. Weight of 100 seeds of soybean cultivars according to plant populations (in thousand plants ha⁻¹).

Ferreira *et al.* (2016) and Ferreira *et al.* (2020) verified an increased percentage of grains per plant in lower seeding

densities and, consequently, a reduced mass of these grains. These findings are consistent with those of Bellaloui *et al.* (2015), who demonstrated decreased levels of protein, sucrose, glucose, raffinose, boron and phosphorus in grains with decreases in seeding density. Petter *et al.* (2016) report that the changes in the weight of seeds are due to the harnessing of photosynthetic radiation.

Seed yield was greatly affected by just the soybean cultivar factor (C) (Tab. 3). These findings are similar to those from the literature, such as Heiffig *et al.* (2006), who used five populations of plants (70, 140, 210, 280 and 350 thousand plants ha⁻¹) and observed no effect of this factor on the final production of seeds of the cultivar MG/BR 46 Conquista. The lack of an increase response in soybean seed yield with plant population can be usually attributed to the plasticity of plants, thus, corroborating the reports by Balbinot Junior *et al.* (2018) and Ferreira *et al.* (2020).

TABLE 3. Average values of seed yield according to the soybean cultivars.

Cultivars	Seed yield (kg ha ⁻¹)
TMG2181 IPRO	3316.15 c
M 7739 IPRO	4573.04 b
BMX Power IPRO	5351.03 a
Averages	4413.40

Averages followed by the same lower-case letters in the same column have no difference among them according to the Tukey's test ($P \leq 0.05$ and 0.01).

The three cultivars are characterized as highly producing cultivars based on the final yield, with the indeterminate cultivar BMX Power IPRO standing out from the other two with the highest average (89 bags ha⁻¹), followed by the semi-determinate M 7739 IPRO (76 bags ha⁻¹) and the determinate TMG2181 IPRO (55 bags ha⁻¹).

While working with the three soybean cultivars and three plant populations under the conditions of the Midwest region of Brazil, more specifically in Anápolis-GO, Souza *et al.* (2016) also obtained significance ($P \leq 0.05$) only for the soybean cultivar factor of different growth habits, given that the indeterminate and semi-determinate cultivars demonstrated greater production average than the determinate, with averages of 4,441.95 kg ha⁻¹ (74 bags ha⁻¹), 4,529.54 kg ha⁻¹ (75 bags ha⁻¹) and 4,111.76 kg ha⁻¹ (68 bags ha⁻¹), respectively. These yield values are close to those obtained in this research.

Additionally, the yield levels obtained for the three soybean cultivars studied are considered high worldwide. Moreover,

Brazilian soybeans have a lower production cost, compared to North American soybeans, especially in relation to fertilization with nitrogen, which is made via biological N fixation. Also, the adaptation of genetic materials to cultivation under low latitude conditions, especially in the Midwest region of Brazil, associated with the adoption of more efficient management techniques including the definition of an adequate population of plants per area, contributes to lower production costs.

Physiological quality of seeds

The GER and vigor analyses of soybean seeds originated from distinct genetic materials, at different plant populations, were also carried out. The findings demonstrated influence of the soybean cultivars factor (C) only. Only the result of the vigor analysis of the DMR did not show significant differences in the physiological quality of the seed, according to the treatments applied.

Vazquez *et al.* (2008) used two soybean cultivars (BRSMG 68 Vencedora and M-SOY 8001) and found no link between the physiological quality of seeds and the different plant populations (400, 340, 280, 220, and 160 thousand plants ha⁻¹) either. Ferreira *et al.* (2017) also reached the same conclusions. Thus, the results obtained indicate that the increased plant population does not guarantee an improved quality standard of the soybean seeds produced.

The indeterminate cultivar BMX Power IPRO produced seeds with a higher percentage of normal seedlings (93%), followed by the semi-determinate M 7739 IPRO (81%) and the determinate TMG 2181 IPRO (80%) (Tab. 4). These differences between seed lots produced can be attributed to the occurrence of different genotypes among the studied cultivars. These percentages of germination verified by the three studied soybean genetic materials are superior to those required for the trading of soybean seeds in Brazil, above 80-85% (MAPA - ACS, 2009).

The seed vigor data (Tab. 4) showed that the average obtained had a similar trend to that described in the germination test, in which the indeterminate cultivar BMX Power IPRO stood out from the others in all the evaluations. Then, it can be concluded that this cultivar has the potential to produce seeds with a homogenous and faster germination, with more vigorous seedlings.

The vigor of seedlings was inferior to the FCG, due to the initial stressful condition, with high temperature and relative humidity. However, these results are consistent with the methodology applied in the aforementioned analysis.

TABLE 4. Average values of germination (GER), first count of germination (FCG), seedling length (SL), dry mass of the shoot (DMS) and accelerated aging test results (AA) of soybean cultivars.

Cultivars	Germination and vigor				
	GER (%)	FCG (%)	SL (cm)	DMS (mg)	AA (%)
TMG2181 IPRO	80 b	60 b	22.4 b	16 b	50 b
M 7739 IPRO	81 b	62 b	24.4 b	18 b	51 b
BMX Power IPRO	93 a	86 a	27.4 a	25 a	63 a
Averages	84.6	69.3	24.7	19.6	54.3

Averages followed by the same lower-case letters in the same column have no difference among them according to the Tukey's test ($P \leq 0.05$ and 0.01).

The use of seeds of high quality is justified because it helps to adjust the expected population of plants, which is affected by the conditions of the soil and weather, especially in less favorable situations; this did not occur in this study. It is noteworthy that plants originating from seeds with high vigor can produce up to 35% higher grain yield (Cantarelli *et al.*, 2015). That is why it is important to use top quality soybean seed lots. Finally, the use of an adequate plant population per area or even smaller populations generally provides better quality soybean seeds, mainly because it provides unfavorable conditions for the emergence of pathogens.

Conclusions

The phenotypic characteristics plant height, number of branches per plant, number of seeds per plant, weight of 100 seeds and grain yield of cultivars TMG2181 IPRO, M 7739 IPRO and BMX Power IPRO were altered according to the population of plants applied. The indeterminate cultivar BMX Power IPRO showed higher yield, vigor, and seed germination percentage. The different populations of plants do not influence seed quality.

Acknowledgments

The authors would like to thank CAPES (Coordenação de Aperfeiçoamento de Pessoal de Nível Superior) and CNPq (Conselho Nacional de Desenvolvimento Científico e Tecnológico) of Brazil for the grants provided.

Conflict of interest statement

The authors declare that there is no conflict of interest regarding the publication of this article.

Author's contributions

EEF and IRT formulated the overarching research goals and aims. EEFF and GCS carried out activities to annotate scrub data and to maintain research data for initial and later use. EEF and MEVA applied statistical, mathematical,

computational, and other formal techniques to analyze or synthesize study data. IRT obtained the financial support for the project leading to this publication. EEF and GCS conducted the research and investigation process, specifically performing the experiments or data/evidence collection. IRT developed and designed the methodology; created the models. IRT managed and coordinated the research activity planning and execution. IRT, AGS and PCC provided the study materials, reagents, laboratory samples, instrumentation, computing resources, and other analysis tools. EEF, GCS and MEVA implemented the computer code and supporting algorithms/software. GCS, AGS and IRT oversaw and led the research activity planning and execution. IRT and PCC verified the overall replication/reproducibility of results/experiments and other research outputs. EEF and IRT prepared, created, and/or presented the published work and oversaw its visualization/data presentation. EEF, IRT and PCC wrote/translated the initial draft.

Literature cited

- Ávila, M. R., Braccini, A. L., Albrecht, L. P., & Scapim, C. A. (2011). Soybean seeds produced in out season in west of Paraná State - Brazil. In N. Tzi-Bun (Ed.), *Soybean: applications and technology* (pp. 255–274). IntechOpen. <https://doi.org/10.5772/15499>
- Baigorri, H., & Gassen, D. A. (2009). A Importância do ciclo, da juvenilidade e do hábito de crescimento no manejo da cultura. *Revista Plantio Direto*, (109), 15–18.
- Balbinot Junior, A. A., Oliveira, M. C. N., Zucareli, C., Ferreira, A. S., Werner, F., & Silva, M. A. A. (2018). Analysis of phenotypic plasticity in indeterminate soybean cultivars under different row spacing. *Australian Journal of Crop Science*, 12(4), 648–654. <https://doi.org/10.21475/ajcs.18.12.04.pne1003>
- Balbinot Junior, A. A., Procópio, S. O., Costa, J. M., Kosinski, C. L., Panison, F., Debiasi, H., & Franchini, J. C. (2015). Espaçamento reduzido e plantio cruzado associados a diferentes densidades de plantas em soja. *Semina: Ciências Agrárias*, 36(5), 2977–2986. <https://doi.org/10.5433/1679-0359.2015v36n5p2977>
- Baron, F. A., Corassa, G. M., Fioresi, D., Santi, A. L., Martini, R. T., & Kulczynski, S. M. (2018). Physiological quality of soybean seeds under different yield environments and plant density. *Revista*

- Brasileira de Engenharia Agrícola e Ambiental*, 22(4), 237–242. <https://doi.org/10.1590/1807-1929/agriambi.v22n4p237-242>
- Bellaloui, N., Bruns, H. A., Abbas, H. K., Mengistu, A., Fisher, D. K., & Reddy, K. N. (2015). Agricultural practices altered soybean seed protein, oil, fatty acids, sugars, and minerals in the MidSouth USA. *Frontiers in Plant Science*, 6, Article 31. <https://doi.org/10.3389/fpls.2015.00031>
- Board, J. E., & Kahlon, C. S. (2013). Morphological responses to low plant population differ between soybean genotypes. *Crop Science*, 53(3), 1109–1119. <https://doi.org/10.2135/cropsci2012.04.0255>
- Cantarelli, L. D., Schuch, L. O. B., Tavares, L. C., & Rufino, C. A. (2015). Variabilidade de plantas de soja originadas de sementes de diferentes níveis de qualidade fisiológica. *Acta Agronômica*, 64(3), 234–238. <https://doi.org/10.15446/acag.v64n3.45511>
- Carciochi, W. D., Schwalbert, R., Andrade, F. H., Corassa, G. M., Carter, P., Gaspar, A. P., Schmidt, J., & Ciampitti, I. A. (2019). Soybean seed yield response to plant density by yield environment in North America. *Agronomy Journal*, 111(4), 1923–1932. <https://doi.org/10.2134/agronj2018.10.0635>
- Carpenter, A. C., & Board, J. E. (1997). Growth dynamic factors controlling soybean yield stability across plant populations. *Crop Science*, 37(5), 1520–1526. <https://doi.org/10.2135/cropsci1997.0011183X003700050018x>
- Colombo, K., Ender, L., Santos, M. M., & Barros, A. A. C. (2019). Production of biodiesel from soybean oil and methanol, catalyzed by calcium oxide in a recycle reactor. *South African Journal of Chemical Engineering*, 28, 19–25. <https://doi.org/10.1016/j.sajce.2019.02.001>
- Conab. (2021). *Tabela de dados - produção e balanço de oferta e demanda de grãos*. Companhia Nacional de Abastecimento. <https://www.conab.gov.br/info-agro/safras/graos>
- Corassa, G. M., Amado, T. J. C., Strieder, M. L., Schwalbert, R., Pires, J. L. F., Carter, P. R., & Ciampitti, I. A. (2018). Optimum soybean seeding rates by yield environment in Southern Brazil. *Agronomy Journal*, 110(6), 2430–2438. <https://doi.org/10.2134/agronj2018.04.0239>
- De Luca, M. J., & Hungria, M. (2014). Plant densities and modulation of symbiotic nitrogen fixation in soybean. *Scientia Agrícola*, 71(3), 181–187. <https://doi.org/10.1590/S0103-90162014000300002>
- Embrapa. (2013). *Sistema brasileiro de classificação de solos* (3rd ed.). Empresa Brasileira de Pesquisa Agropecuária.
- Enciso-Maldonado, G., Sanabria-Velázquez, A., Fernández-Riquelme, F., Díaz-Nájera, J., Fernández-Salinas, P., & Lugo-Pereira, W. (2021). Soybean yield components at different densities and planting seasons in Paraguay. *Agronomía Colombiana*, 39(1), 12–21. <https://doi.org/10.15446/agron.colomb.v39n1.88979>
- Ferreira, A. S., Balbinot Junior, A. A., Werner, F., Zucareli, C., Franchini, J. C., & Debiassi, H. (2016). Plant density and mineral nitrogen fertilization influencing yield, yield components and concentration of oil and protein in soybean grains. *Bragantia*, 75(3), 362–370. <https://doi.org/10.1590/1678-4499.479>
- Ferreira, A. S., Zucareli, C., Balbinot Junior, A. A., Werner, F., & Coelho, A. E. (2017). Size, physiological quality, and green seed occurrence influenced by seeding rate in soybeans. *Semina: Ciências Agrárias*, 38(2), 595–606.
- Ferreira, A. S., Zucareli, C., Werner, F., Fonseca, I. C. B., & Balbinot Junior, A. A. (2020). Minimum optimal seeding rate for indeterminate soybean cultivars grown in the tropics. *Agronomy Journal*, 112(3), 2092–2102. <https://doi.org/10.1002/agj2.20188>
- Godoy, C. V., Seixas, C. D. S., Soares, R. M., Marcelino-Guimarães, F. C., Meyer, M. C., & Costamilan, L. M. (2016). Asian soybean rust in Brazil: past, present, and future. *Pesquisa Agropecuária Brasileira*, 51(5), 407–421. <https://doi.org/10.1590/S0100-204X2016000500002>
- Gulluoglu, L., Bakal, H., El Sabagh, A., & Arioglu, H. (2017). Soybean managing for maximize production: plant population density effects on seed yield and some agronomical traits in main cropped soybean production. *Journal of Experimental Biology and Agricultural Sciences*, 5(1), 31–37. [https://doi.org/10.18006/2017.5\(1\).031.037](https://doi.org/10.18006/2017.5(1).031.037)
- Heffig, L. S., Câmara, G. M. S., Marques, L. A., Pedroso, D. B., & Piedade, S. M. S. (2006). Fechamento e índice de área foliar da cultura da soja em diferentes arranjos espaciais. *Bragantia*, 65(2), 285–295.
- MAPA - ACS. (2009). *Regras para análise de sementes*. Ministério da Agricultura, Pecuária e Abastecimento, Secretaria de Defesa Agropecuária.
- Marcos Filho, J. (1999). Teste de envelhecimento acelerado. In F. C. Krzyzanowski, R. D. Vieira, & J. B. França Neto (Eds.), *Vigor de sementes: conceitos e testes* (pp. 32–34). Abrates.
- Nakagawa, J. (1999). Testes de vigor baseados no desempenho de plântulas. In F. C. Krzyzanowski, R. D. Vieira, & J. B. França Neto (Eds.), *Vigor de sementes: conceitos e testes* (pp. 2–24). Abrates.
- Nogueira, A. P. O., Sediya, T., Barros, H. B., & Teixeira, R. C. (2014). Morfologia, crescimento e desenvolvimento. In T. Sediya (Ed.), *Tecnologias de produção e usos da soja* (pp. 7–16). Mecenaz.
- Perini, L. J., Fonseca Júnior, N. S., Destro, D., & Prete, C. E. C. (2012). Componentes da produção em cultivares de soja com crescimento determinado e indeterminado. *Semina: Ciências Agrárias*, 33(1), 2531–2544. <https://doi.org/10.5433/1679-0359.2012v33Supl1p2531>
- Petter, F. A., Silva, J. A., Zuffo, A. M., Andrade, F. R., Pacheco, L. P., & Almeida, F. A. (2016). Elevada densidade de semeadura aumenta a produtividade da soja? Respostas da radiação fotossinteticamente ativa. *Bragantia*, 75(2), 173–183. <https://doi.org/10.1590/1678-4499.447>
- Prusiński, J., & Nowicki, R. (2020). Effect of planting density and row spacing on the yielding of soybean (*Glycine max* L. Merrill). *Plant, Soil and Environment*, 66(12), 616–623. <https://doi.org/10.17221/403/2020-PSE>
- Rahman, M., Hossain, M., Anwar, P., & Juraimi, A. S. (2011). Plant density influence on yield and nutritional quality of soybean seed. *Asian Journal of Plant Sciences*, 10(2), 125–132. <https://doi.org/10.3923/ajps.2011.125.132>
- Ribeiro, A. B. M., Bruzi, A. T., Zuffo, A. M., Zambiazzi, E. V., Soares, I. O., Vilela, N. J. D., Pereira, J. L. A. R., & Moreira, S. G. (2017). Productive performance of soybean cultivars grown in different plant densities. *Ciência Rural*, 47(7), Article e20160928. <https://doi.org/10.1590/0103-8478cr20160928>
- Sediya, T. (2009). *Tecnologias de produção e usos da soja*. Mecenaz.

- Sediyama, T., Oliveira, R. C. T., & Sediyama, H. A. (2016). A soja. In T. Sediyama (Ed.), *Produtividade da soja* (pp. 11–18). Mecenas.
- Shehata, M. S., Attia, A. M. A., & Razek, S. M. A. (2015). Corn and soybean biodiesel blends as alternative fuels for diesel engine at different injection pressures. *Fuel*, *161*, 49–58. <https://doi.org/10.1016/j.fuel.2015.08.037>
- Soares, I. O., Rezende, P. M., Bruzi, A. T., Zuffo, A. M., Zambiazzi, E. V., Fronza, V., & Teixeira, C. M. (2015). Interaction between soybean cultivars and seed density. *American Journal of Plant Sciences*, *6*(9), 1425–1434. <https://doi.org/10.4236/ajps.2015.69142>
- Souza, R., Teixeira, I., Reis, E., & Silva, A. (2016). Soybean morphology and yield response to seeding systems and plant populations. *Chilean Journal of Agricultural Research*, *76*(1), 3–8. <https://doi.org/10.4067/S0718-58392016000100001>
- Suhre, J. J., Weidenbenner, N. H., Rowntree, S. C., Wilson, E. W., Naeve, S. L., Conley, S. P., Casteel, S. N., Diers, B. W., Esker, P. D., Specht, J. E., & Davis, V. M. (2014). Soybean yield partitioning changes revealed by genetic gain and seeding rate interactions. *Agronomy Journal*, *106*(5), 1631–1642. <https://doi.org/10.2134/agronj14.0003>
- Vazquez, G. H., Carvalho, N. M., & Borba, M. M. Z. (2008). Redução na população de plantas sobre a produtividade e a qualidade fisiológica da semente de soja. *Revista Brasileira de Sementes*, *30*(2), 1–11. <https://doi.org/10.1590/S0101-31222008000200001>
- Werner, F., Balbinot Junior, A. A., Ferreira, A. S., Silva, M. A. A., Debiasi, H., & Franchini, J. C. (2016). Soybean growth affected by seeding rate and mineral nitrogen. *Revista Brasileira de Engenharia Agrícola e Ambiental*, *20*(8), 734–738. <https://doi.org/10.1590/1807-1929/agriambi.v20n8p734-738>
- Zanon, A. J., Streck, N. A., Rocha, T. S. M., Alberto, C. M., Bartz, A. C., Paula, G. M., Tomiozzo, R., Costa, L. C., Fensterseifer, C. A., Tagliapietra, E. L., Cardoso, A. P., Weber, P. S., & Bexaira, K. P. (2016). Growth habit effect on development of modern soybean cultivars after beginning of bloom in Rio Grande do Sul. *Brasgania*, *75*(4), 446–458. <https://doi.org/10.1590/1678-4499.535>