

GROWTH OF TRANSPLANTED TIMBER SPECIES SEEDLINGS IN THE SOUTH OF THE COLOMBIAN AMAZON: A PRELIMINARY STUDY

Palabras clave: Parque Nacional Amacayacu, Colombia, restauración ecológica, *Minquartia guianensis*, *Quararibea* sp., bosques maduros y secundarios.

Key Words: Amacayacu National Park, Colombia, ecological restoration, *Minquartia guianensis*, *Quararibea* sp., mature and secondary forests.

Mónica Gruezmacher^{1*}
Joost F. Duivenvoorden²

RESUMEN

En este trabajo se utilizaron plántulas de dos especies maderables comúnmente utilizadas (*Quararibea* sp. y *Minquartia guianensis*) para comparar su desempeño en bosques maduros y bosques secundarios en el sur de Colombia (Parque Nacional Amacayacu). Se trasplantaron las plántulas en cuatro parcelas de bosque maduro y cuatro de bosque secundario. Se tomaron mediciones periódicas de altura, diámetro y tasa de mortalidad, durante 70 días. El desempeño de las plántulas encontradas *in situ* bajo árboles parentales en bosque maduro se cuantificó a manera de control. La estructura de ambos bosques experimentales era similar. Las plántulas transplantadas se desempeñaron de forma parecida. Sin embargo, no se observaron incrementos del diámetro y la altura relativa en el período corto de las mediciones. Los resultados demuestran que el enriquecimiento de bosques secundarios con especies maderables es una forma de restauración ecológica prometedora.

ABSTRACT

Two commonly used timber species in the area of Amacayacu National Park (*Quararibea* sp. and *Minquartia guianensis*) were selected to develop an experiment that compared the early performance of seedlings in mature and old secondary forest. We

transplanted seedlings of these species into mature and secondary forest plots and observed height and diameter increments as well as mortality for a period of approximately 70 days. *In situ* seedling performance under parent trees in mature forests was measured as a control. The structure of both experimental forests was not apparently different. We found similar seedling performance for both species in the two forests. However, the seedlings hardly showed any relative height or relative diameter increment in the short period of measurements. The results show that enriching secondary forests by means of transplanting seedlings from timber species might be a promising way of ecological restoration.

INTRODUCTION

In the Amazon region, rapid population expansion and increasing transformation of mature (primary) forests into agricultural fields, has caused the area of secondary forest around settlements to increase, driving local people to shorten the fallow period, as has been documented for regions in Peru by Coomes *et al.* (2000). Shorter fallow periods will eventually degrade the productivity of these secondary forests because they have no time to replenish, leading to what has been described as the fallow or *barbecho* crisis (Smith *et al.* 2003).

¹ Tropenbos International Colombia; mogruez@yahoo.com.

² IBED/Universiteit van Amsterdam, j.f.duivenvoorden@uva.nl.

* Autor de correspondencia

A useful alternative for people of this region is ecological restoration through forest enrichment with timber species. This practice might accelerate natural regeneration and allow to maintain sustainability and diversity of disturbed forests (Meffe *et al.* 1997, China 2002, Koslowski 2002). It might contribute to the persistence of secondary forests by recuperating site productivity (Smith *et al.* 2003) and generating a sustainable alternative for the local people. Secondary forests can provide economical and ecological services that will relieve pressure on mature forests and fulfill the living demands of local inhabitants (Smith *et al.* 1999, Metzger 2002, Smith *et al.* 2003). However, the effects of land use history may still be present in old secondary forests (Finegan 1996, Gomez-Pompa & Burley 1991, Guariguata & Ostertag 2001) thus interfering with seedling performance (Benitez-Malvido *et al.* 2005). The principal aim of the study here presented was to examine how transplanted seedlings of

two shade-tolerant canopy species used for timber in Colombian Amazonia were able to survive and grow in secondary forests.

METHODS

STUDY SITE

The study area was located in the Amacayacu National Park's southern district (3° 50'-3° 02'S and 69° 54'-70° 20'W), the most accessible area of the park (Figure 1). The mean annual temperature in this area is around 26°C and relative humidity is near 90% (Arbeláez *et al.* 2008). Rainfall patterns are unimodal, showing a rainy season between October and June when average monthly precipitation levels fluctuate around 350 mm and 500 mm. According to the system of Köppen, the climate in the area classifies as Af (tropical, all months with rainfall above 60 mm). The physiography is dominated

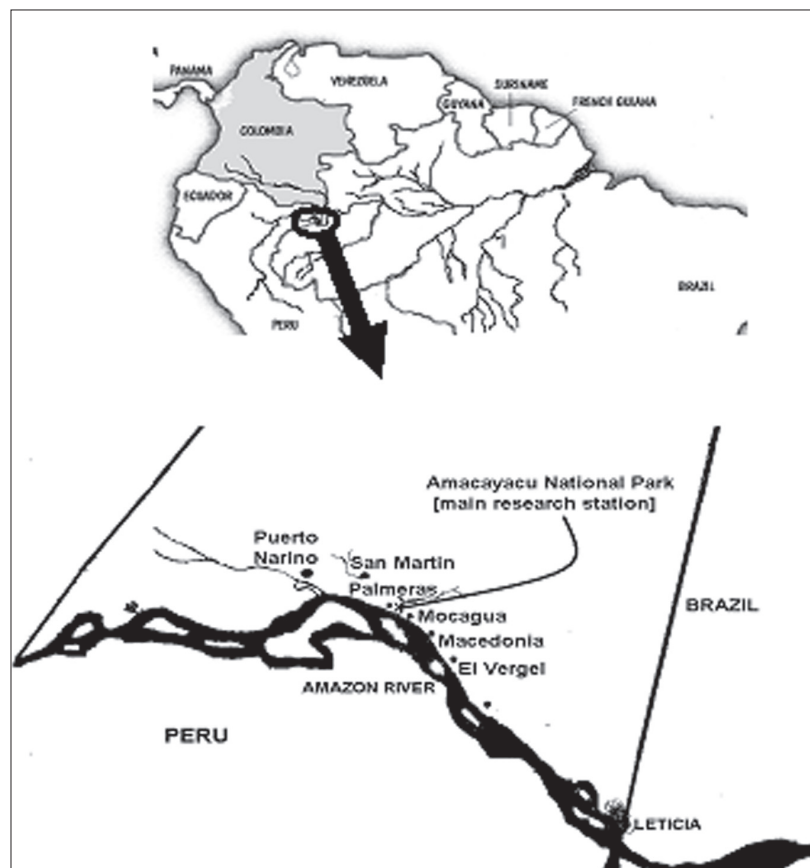


Figure 1. Map of the study area in Colombian Amazonia, with details of Amacayacu National Park and surrounding indigenous communities.

by medium size hills, found at elevations below 200 m above sea level. Geologically, the area is built up by Tertiary and Plio-Pleistocene sediments, and Quaternary alluvial deposits (Proradam 1979).

STUDIED SPECIES

We selected two of the mostly used timber species of terra firme forests in the Amacayacu area (*Quararibea* sp. - local name Castaño - and *Minquartia guianensis* - local name Acapú) to design the seedling transplantation experiment. *Quararibea* sp. seedlings were defined as individuals between 10 and 70 cm. They showed abundant foliage and most of them were still attached to the seed at the time of transplanting. *Minquartia guianensis* seedlings were defined as individuals between 10 and 20 cm high. Seldom had these seedlings more than four leaves, and the seed had gone completely at the time of transplanting. Seedlings from both species were found abundantly and occurred widespread during the study period.

DATA COLLECTION

All seedlings were collected in mature forests. We assumed that they represented offspring from the previous fruiting season. Transplantations were made into eight 12 x 12 m plots which were established in the centre of four secondary and four mature forest sites. The secondary forests represented areas of past agriculture which had stopped about 30 to 50 years ago. According to local informants the mature forests had never been cut down. All plots were located in a total area of approximately 8 km², within a distance of 10 km from the village settlements (Figure 1).

We transplanted a total of 552 seedlings, 274 in secondary forests and 278 in mature forests. Seedlings were transported with a bulk of soil from the original site to prevent damage to the root system. This soil was largely removed just before planting, carefully avoiding unneeded damage to the roots. In each plot between 30 to 40 seedlings of both *Quararibea* sp. and *Minquartia guianensis* were systematically planted into a grid of 1 x 1 m, at a depth of approximately 20 cm.

Each seedling was monitored on a 10-day interval basis for a period of 70 days (between December 9 2004 and March 11 2005). Seedling height was measured to its apex with a metric tape. Its diameter was measured to the nearest 0.01 mm at ground level, using plastic callipers. Seedlings that had disappeared were considered to have died.

The performance of the transplanted seedlings was also compared with control seedlings growing *in situ*. For this purpose, adult *Quararibea* sp. and *Minquartia guianensis* trees which showed abundant seedling progeny were selected in mature terra firme forests. Within 0-10 m distance from each of these trees, 10 to 30 seedlings were marked, leading to a total of 100 marked seedlings of *Quararibea* sp. and 62 marked seedlings of *Minquartia guianensis*. The height and diameter was recorded for all marked seedlings in a similar way as described for the transplanted seedlings, on a 10-day interval basis during a total period of 60 days (between January 31 2005 and March 31 2005).

In order to characterise the abiotic properties of both forest types (mature and secondary), soil was sampled in all experimental plots by taking away the litter layer and using a garden spade to collect the uppermost 20 cm of mineral soil. Samples were stored in a dry place and later analyzed according to the standard procedures carried out at the soil laboratory of the Geographical Institute 'Agustín Codazzi'. These analyses comprised granulometry with a Boyoucou hydrometer, after dispersion with Na₂P₂O₇; pH (H₂O) in a volumetric 1:1 soil:water solution; percentage of organic C, according to the Walkley-Black method; exchangeable bases (cmol(+) mg soil) after extraction with 1 N NH₄OAc (pH = 7) with Ca and Mg complexed with EDTA, and Na and K measured by flame photometry; and available P (mg per kg) by extraction with 0.1 N HCl and 0.13 N NH₄F, according to BrayII (IGAC 1990). Forest overstory density was estimated at the four corners of each experimental plot through the use of a Model-C Spherical Densiometer. Also, the height and diameter of all trees with DBH >10 cm (DBH=Diameter at 130 cm height) in the plots was recorded.

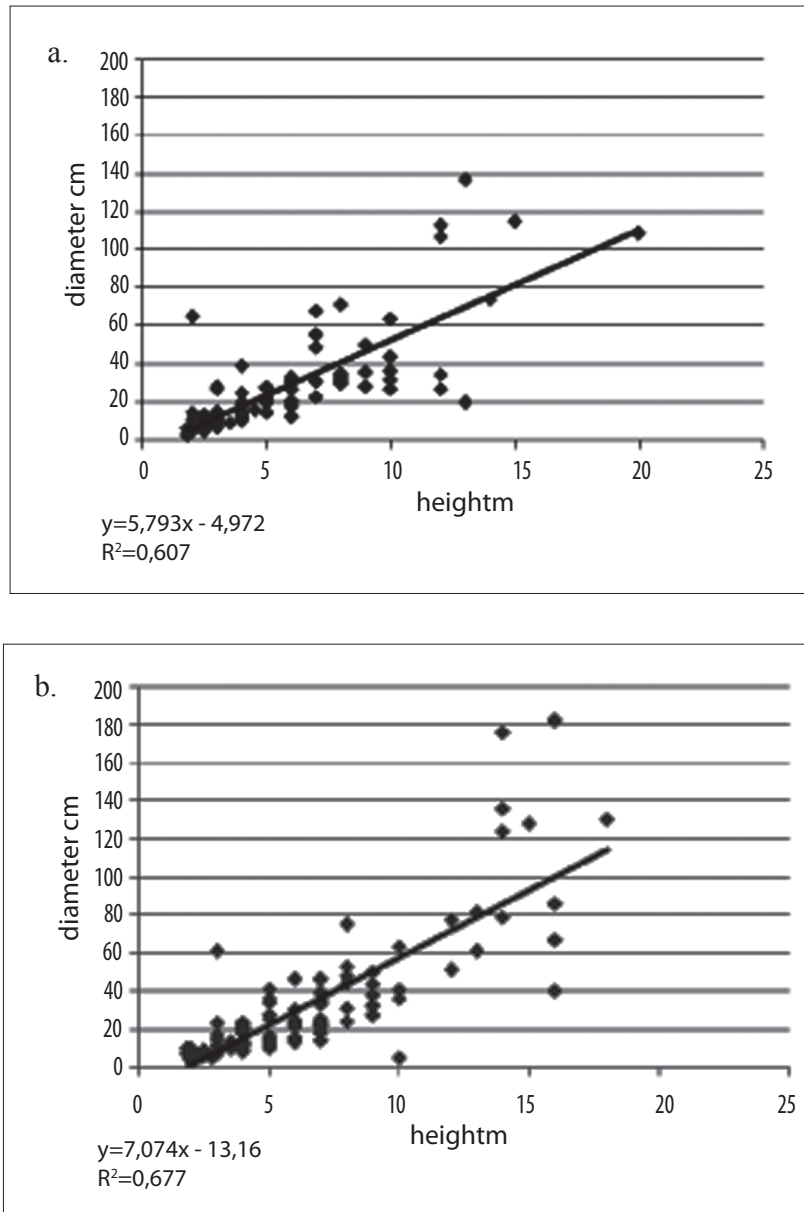


Figure 2. Vegetation structure results for the experimental plots in (a) mature and (b) secondary forests.

DATA ANALYSIS

Seedling performance was based on mortality (number of dead individuals at the end of the sampling period) and growth of surviving individuals. Estimates of growth were done by relative height increase (RHI) and relative diameter increase (RDI) in the following way:

$$\text{RHI or RDI} = (t_6 - t_0) / t_0$$

in which t_6 is the last recorded measurement and t_0 the first.

Differences between forest type regarding soil analyses and mortality rates were tested with non-parametric tests (Kruskal-Wallis). The effects of forest types on seedling growth was tested by Nested Analysis of Variance (Zar 1996), in which plots were nested within forests. Kolmogorov-Smirnov tests with Lilliefors significance correction were

carried out to examine the normality of the residuals of the ANOVA. If needed, response variables were log-transformed (after being shifted into positive values) to reduce skewness. However, despite these transformations, residuals in all ANOVA remained not-normal. Differences in growth between transplanted and *in situ* seedlings were compared with Mann-Whitney tests. Analyses were carried out using SPSS (version 11.0).

RESULTS

SOILS AND FOREST STRUCTURE

The average canopy openness or density was 93% in the mature forests and 94% in the secondary forests. Mature forest showed a slightly larger diameter for trees of the same height than secondary forests (Figure 2; difference in regression coefficients was not tested). Soil analyses hardly differed between the forest types ($P > 0.05$, Kruskal-Wallis tests for pH, Ca, Mg, K, Na, P, and organic matter; Table 1).

SEEDLING MORTALITY AND GROWTH

Regarding total numbers, seedlings of both *Quararibea* sp. and *Minquartia guianensis* survived relatively well under mature forest conditions (Table 2). On a plot basis, the mortality of *Quararibea* sp. seedlings was marginally higher in secondary forests (Kruskal-Wallis test, $P = 0.06$), but that of *Minquartia guianensis* was not different between the mature and secondary forests (Kruskal-Wallis test, $P = 0.47$).

On average, the growth estimates for both species did not show any trend during the sampling period. For example, the average height of *Minquartia guianensis* in the four secondary forest plots fluctuated around 12 cm at all measurement events (Figure 3). Seedling heights in mature forests, and seedling diameter in both forest types showed a similar lack of trend (figures not shown).

For *Quararibea* sp., the relative height or diameter increments of transplanted seedlings (Table 3) did not differ between forest types (ANOVA $F = 0.003$, $P = 0.96$ and $F = 1.18$, $P = 0.32$, respectively). Relative height increment did not show any significant variation between plots within forest types (ANOVA $F = 0.65$, $P = 0.69$). However, plots within forest types did explain variation in relative diameter increments (ANOVA $F = 4.4$, $P < 0.05$). *In situ* seedlings of *Quararibea* sp. did not show different relative height increments compared to transplanted seedlings (Mann-Whitney test, $P = 0.19$), but did show larger relative diameter increments (Mann-Whitney test, $P = 0.008$).

Also for *Minquartia guianensis*, the growth estimates of transplanted seedlings failed to show any explanation by forest types (ANOVA $F = 0.55$, $P = 0.49$ and $F = 0.02$, $P = 0.87$ for relative height and diameter increments, respectively). Plot effects nested within forests were marginally significant for relative height increment (ANOVA $F = 2.0$, $P = 0.063$), but showed no effects for relative diameter increment (ANOVA

Table 1. Soil analyses for each of the eight plots. NE means that the analyses were not carried out because of insufficient sampling.

	Sand	Silt	Clay	pH	Ca	Mg	K	Na	P	Organic Matter
		%		(H ₂ O)		cmol(+) mg soil	mg soil		mg/kg	%
Mature forest	43	44.8	12.2	4.1	1.8	0.67	0.2	0.15	3.8	2.5
	30.6	53.1	16.3	4.8	5.1	1.7	0.41	0.33	8.5	2.9
	69.7	22.2	8.1	4.1	0.28	0.23	0.14	0.11	5.5	1.7
	NE	NE	NE	4.3	3.1	0.75	0.27	0.33	8.1	4.1
Secondary forest	48.5	43.3	8.2	4.1	0.4	0.55	0.36	0.16	12.1	4.8
	NE	NE	NE	4.1	2.6	0.8	0.22	0.17	5.5	3.8
	NE	NE	NE	3.8	1.3	0.62	0.36	0.18	7.2	3.9
	NE	NE	NE	4	1.7	1.1	0.33	0.28	7.2	4.8

Table 2. Mortality of transplanted seedlings in mature and secondary forest plots, and of *in situ* growing (control) seedlings in mature forests.

Transplanted or <i>in situ</i>	Forest	Total seedlings	Number of dead individuals	Mortality (%)	Number of dead seedlings per plot (mean ± sd, 4 plots)
<i>Quararibea</i> sp.					
transplanted	Mature	135	17	12.5	4.3 ± 1.5
transplanted	Secondary	135	32	23.7	8.0 ± 2.6
<i>in situ</i>	Mature	100	24	24.0	
<i>Minquartia guianensis</i>					
transplanted	Mature	143	26	18.1	6.5 ± 3.4
transplanted	Secondary	139	34	24.4	8.5 ± 4.5
<i>in situ</i>	Mature	62	13	21.0	

F=1.5, P=0.19). *In situ* seedlings grew faster in height than the transplanted seedlings (Mann-Whitney test, P=0.02), but showed slower diameter increments (Mann-Whitney test, P=0.015).

DISCUSSION

The main result of this preliminary study was that timber species seedlings transplanted in old secondary forests did not perform worse regarding mortality and initial growth than seedlings transplanted in mature forests. This suggests that

enriching secondary forests with timber species may have some potential for local restoration. However, caution is needed to interpret the value of this result.

First, the secondary forest selected for the transplantation experiments was older than 30 years. This assured that levels of soil nutrient concentrations and canopy openness would be similar to those found in the mature forests, reducing site variation in the transplantation experiments. Yet, young secondary forests show relatively large differences

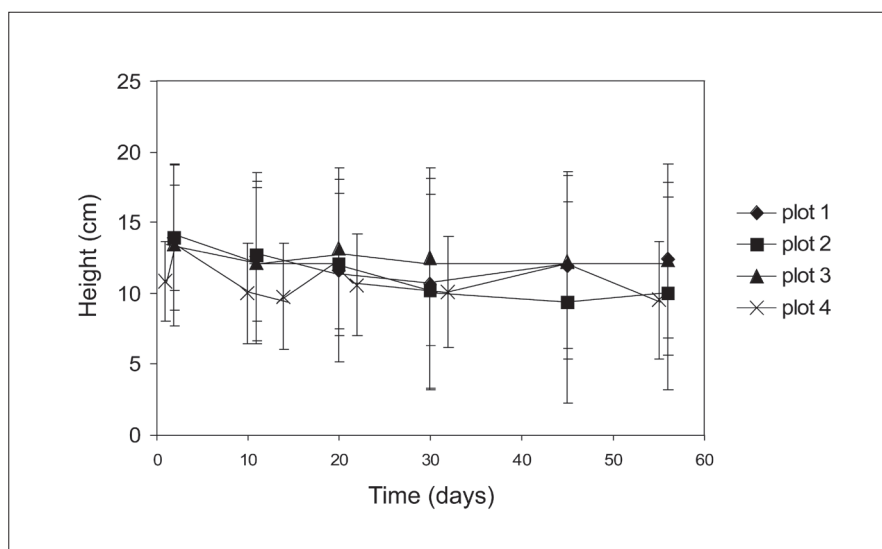


Figure 3. Average relative height increments for *Minquartia guianensis* in each plot during separate measurement events in secondary forests. The bars represent one sd above and one sd below the mean.

Table 3. Performance of transplanted seedlings in mature and secondary forest plots, and of *in situ* growing seedlings in mature forest (only for seedlings which had survived at final measurement event).

	Plot	<i>Quararibea</i> sp.			<i>Minquartia guianensis</i>		
		Number of seedlings	Relative height increment (mean \pm sd)	Relative diameter increment (mean \pm sd)	Number of seedlings	Relative height increment (mean \pm sd)	Relative diameter increment (mean \pm sd)
Mature forest	1	28	-0.02 \pm 0.02	0.06 \pm 0.02	28	0.52 \pm 0.05	0.07 \pm 0.09
	2	28	0.01 \pm 0.01	0.06 \pm 0.03	22	0.15 \pm 0.13	0.11 \pm 0.13
	3	27	-0.01 \pm 0.02	0.23 \pm 0.10	33	0.01 \pm 0.02	0.10 \pm 0.03
	4	35	0.004 \pm 0.03	-0.06 \pm 0.11	34	-0.08 \pm 0.01	0.37 \pm 0.24
Secondary forest	1	25	0.03 \pm 0.04	-0.16 \pm 0.04	22	0.02 \pm 0.03	0.06 \pm 0.11
	2	27	-0.03 \pm 0.02	0.02 \pm 0.03	30	-0.002 \pm 0.03	0.10 \pm 0.6
	3	24	0.005 \pm 0.01	-0.17 \pm 0.06	25	-0.04 \pm 0.02	0.43 \pm 0.1
	4	26	-0.02 \pm 0.03	0.04 \pm 0.02	28	0.01 \pm 0.05	0.13 \pm 0.07
Mature forest	control	76	-0.02 \pm 0.20	0.02 \pm 0.28	49	0.048 \pm 0.27	-0.04 \pm 0.22

in forest structure, physiognomy, and soil fertility compared to mature forests. The two timber species selected for the transplantation experiments belonged to a guild of shade-tolerant canopy species (Whitmore 1996). As seedling and sapling, many of these tree species are especially adapted to survive long periods of low light conditions in tall forests. In young secondary forests these seedlings may perform far worse than in old secondary forests.

The measurement period was extremely short. As a consequence, the sampling period may have been too short to record noticeable differences in growth of the two selected shade-tolerant canopy species, which are known to grow slowly in low light conditions (Clark & Clark 1999, Lewis & Tanner 2000, Welden *et al.* 1991). Studies on the growth of *Minquartia* in rainforests of Costa Rica have found stem diameter increments of less than 4 mm per year (Clark & Clark 1999). Monitoring growth and establishment of shade-tolerant canopy species also require measurement periods of several years to incorporate the impacts of climatic variations and forest dynamics (Clark & Clark 1999, Campana-Camargo *et al.* 2002, Benitez *et al.* 2005). In our study, transplanted seedlings from *Quararibea* sp. grew faster in diameter compared to the *in situ*

seedlings, and those from *Minquartia guianensis* grew faster in height but slower in diameter. The short measurement period and the inherently poor estimate of seedling growth is probably responsible for this rather inconsistent behaviour of transplanted seedlings in comparison with the *in situ* seedlings. Likewise, the plot effects within forest may have this explanation.

Finally, there are some important methodological short-comings that influence the interpretations and conclusions of our preliminary study. The seedlings as well as the experimental plots were not selected at random. This affects the outcome of the experimental comparisons in a entirely unpredictable way. For example, the field selection of seedlings may have been done with an unintentional bias for vigorous seedlings. It is quite likely that preferential collection of seedlings for enrichment trials represents an efficient way of obtaining adequate planting material. However, because it is unclear if and how criteria related to the conditions of the seedlings were applied in this study, testing of the experimental sampling results to allow generalizations have limited value and hamper the development of follow-up studies. Also, the measurement of the *in situ* seedlings was not synchronic

with the recording period of the transplanted seedlings, leading to unwanted and poorly understood variation in seedling comparisons. Lastly, the experiment took place in a small area, which implies that the conclusions may not apply to other areas in Amazonia, where different conditions of climate, terrain, soils, and forests may prevail.

ACKNOWLEDGEMENTS

We gratefully acknowledge all help received from Tropenbos-Colombia, Amacayacu National Park, the UAESPNN, as well as the people in the communities around the park, especially those from Mocagua and Palmeras. We thank Angela Parrado, Carlos Rodriguez, and one anonymous reviewer for useful comments on the manuscript. Financial support was given by Tropenbos International Colombia Programme and the Universiteit van Amsterdam (IBED). This study was part of a thesis research in the masters in Tropical Ecology at the Universiteit van Amsterdam.

BIBLIOGRAPHY REFERENCES

- Arbeláez, F., J. F. Duivenvoorden & J. A. Maldonado-Ocampo.** 2008. Geological differentiation explains diversity and composition of fish communities in upland streams in the southern Amazon of Colombia. *Journal of Tropical Ecology* 24: 505-515
- Benitez-Malvido, J., M. Martinez-Ramos, J. L. Camargo & D. K. Ferraz.** 2005. Responses of seedling transplants to environmental variations in contrasting habitats of Central Amazonia. *Journal of Tropical Ecology* 21: 397-406
- Campana-Camargo, J. L., I. D. K. Ferraz & A. M. Imakawa.** 2002. Rehabilitation of degraded areas of Central Amazonia using direct sowing of forest tree seeds. *Restoration Ecology* 10: 636-644
- Chinea, J. D.** 2002. Tropical forest succession on abandoned farms in the Humaco Municipality of Eastern Puerto Rico. *Forest Ecology and Management* 167: 195-207
- Clark, D. A. & D. B. Clark.** 1999. Assessing the growth of tropical rain forest trees: issues for forest modeling and management. *Ecological Applications* 9: 981-997
- Coomes, O., F. Grimard & G. J. Burt.** 2000. Tropical forest and shifting cultivation: secondary forest fallow dynamics among traditional farmers of the Peruvian Amazon. *Ecological Economics* 32: 109-124
- Finegan, B.** 1996. Patterns and processes in neotropical secondary rainforest: the first 100 years old succession. *Trends in Ecology and Evolution* 11: 119-124
- Gómez-Pompa, A. & F. W. Burley.** 1991. The management of natural tropical forests. pgs. 13-18 in: A. Gomez-pompa, T.C. Whitmore & M. Hadley (eds.) *Rainforest regeneration and management*. UNESCO. Paris, France
- Guariguata, M. & R. Ostertag.** 2001. Neotropical secondary forest succession: changes in structural and functional characteristics. *Forest Ecology and Management* 148: 185-206
- IGAC.** 1990. *Métodos analíticos del laboratorio de suelos*. Instituto Geográfico Agustín Codazzi. 502 pg. Bogotá, Colombia
- Kozlowski, T. T.** 2002. Physiological ecology of natural regeneration of harvested and disturbed forest stands: implications for forest management. *Forest Ecology and Management* 158: 195-221
- Lewis, S. L. & E. D. V. J. Tanner.** 2000. Effects of above and below-ground competition on growth and survival of rain forest tree seedlings. *Ecology* 81: 2525-2538
- Meffe, G., C. F. Carroll & contributors.** 1997. *Principles of Conservation Biology*. 729 pg. Sinauer Ass. Boston, U.S.A.
- Metzger, J. P.** 2002. Landscape dynamics and equilibrium in areas of slash-and-burn agriculture with short and long fallow period (Bragantina region, NE Brazilian Amazon). *Landscape Ecology* 17: 419-431

- Proradam.** 1979. La Amazonia colombiana y sus recursos. República de Colombia. 590 pg. Bogotá, Colombia
- Smith, J., P. Kop, K. Reategui, I. Lombardi, C. Sabogal & A. Diaz.** 1999. Dynamics of secondary forests in slash-and-burn farming: interactions among land use types in the Peruvian Amazon. *Agriculture, Ecosystems and Environment* 76: 85-98
- Smith, J., Ferreira, P. Kop, CP. Ferreira, & C. Sabogal.** 2003. The persistence of secondary forests on colonist farms in the Brazilian Amazon. *Agroforestry Systems* 58: 125-135
- Welden, C. W., S. W. Hewett, S. P. Hubbell & R.B. Foster.** 1991. Sapling survival, growth and recruitment: relationship to canopy height in a neotropical forest. *Ecology* 72: 35-50
- Whitmore, T. C.** 1996. A review of some of the aspects of tropical rainforest seedling ecology with suggestions for further inquiry. Pgs. 3 in: M.D.Swaine (eds.). *The ecology of tropical forest tree seedlings*. Parthenon, Comforth and UNESCO. Paris, France
- Zar, J. H.** 1996. *Biostatistical Analysis*. 662 pg. Prentice Hall, USA

