

RECIPANEL: RECYCLED PAPER PANELS

RECIPANEL: PANELES DE PAPEL RECICLADO

HERNÁN CAÑOLA

Especialista en Patología, School of Construction, Universidad Nacional de Colombia, hdcandola@unal.edu.co

CÉSAR ECHAVARRÍA

Ph.D., Profesor Asociado, School of Construction, Universidad Nacional de Colombia, caechavarrial@unal.edu.co

JULIO CÉSAR SÁNCHEZ

Ph.D., Profesor Asociado, School of Construction, Universidad Nacional de Colombia, jcsanche@unal.edu.co

Received for review November 4th, 2010, accepted November 23th, 2011, final version December, 20th, 2011

ABSTRACT: In this paper, the manufacturing and the mechanical behaviour of recycled paper panels are studied. The main goal of this study is to make a prototype panel using recycled paper (newspaper) and white Portland cement. This panel, called Recipanel, must be inexpensive and possess good mechanical properties and commercial dimensions for use in building walls and ceilings. Recipanel is a non-structural panel based on recycled paper and fulfils Colombian regulations for non-structural panels. Recipanel has high mechanical properties.

KEYWORDS: Recipanel, recycled paper, ceiling, wall, sustainable construction

RESUMEN: En este artículo se estudia la fabricación y el comportamiento mecánico de paneles a base de papel reciclado. El objetivo principal del proyecto es producir un prototipo de panel que emplee elementos provenientes de residuos sólidos (papel periódico) y de un material conglomerante (cemento Portland blanco). El panel debe ser económico, debe tener buenas propiedades mecánicas y debe tener dimensiones comerciales para su uso en muros tabiques y en cielos falsos en la industria de la construcción. El Recipanel es un panel no estructural a base de papel reciclado. El Recipanel cumple las normas colombianas en lo relativo a los paneles de uso no estructural y presenta además unas excelentes características mecánicas.

PALABRAS CLAVE: Recipanel, papel reciclado, cielo falso, muro tabique, construcción sostenible

1. INTRODUCTION

In the middle of the twentieth century, the world showed a rising interest in the industrialized reuse of elements based on vegetable fibers (paper and cardboard). This was a reaction to the accelerated reduction of the world's forest reserves. Massive devastation and environmental degradation have inspired the birth of a global environmental conscience [1–5].

Paper and recycled cardboard have been used for nearly half a decade in order to avoid excessive use of traditional wood materials and deforestation. However, this tendency has not been adopted by the construction industry. One can say that the construction sector is responsible for 50% of the total use of natural resources, for 40% of the energy consumed and for 50% of total waste generated in the world [6]. And thus, there is a growing interest in taking advantage of recyclable materials for use in construction.

Reused paper is an alternative solution that can be very useful in the production of panels for interior walls and ceilings. A clear example of the use of paper in residential construction is the Swiss Cell and Papercrete system [7]. The plates of this system are obtained by replacing part of the conventional aggregates with shredded paper waste.

The present study will prioritize the use of recycled paper in the manufacturing of panels reinforced with polypropylene fibers. These panels reach adequate rigidity and dimensional stability through the compaction and homogenization processes during manufacturing. The material thus obtained is suitable for use in any type of traditional housing. In this analysis, the Colombian technical standards (*Normas Técnicas Colombianas*, NTC) and the Spanish regulations (*Una Norma Española*, UNE) are used.

2. EXPERIMENTAL STUDY

Recipanel are panels made of recycled paper, polypropylene fibers, and white Portland cement. The panels are used to make interior walls and ceilings. In this project, we have produced panels with variable surfaces between 0.10 m² and 1.00 m². Different recycled materials have been evaluated: paper, newspaper, cardboard, Bond paper and a variety of conglomerate materials including: lime, gypsum, plastic stucco, and white Portland cement. A selection was initially made from a combination of materials based on the obtained mechanical strength and cohesion. This selection was used for evaluating the ability of Recipanel to resist crushing during handling or use of the material.

The use of lime as a binder did not provide adequate cohesion to the mix. The stucco and gypsum generated detachment and disintegration of particles at the edges of the cured specimens (Fig. 1). By contrast, white Portland cement has shown to provide the panels' high cohesive strength. The combination of white Portland cement and recycled newspaper has also been rated the best in terms of dimensional stability and mechanical properties.

In the manufacturing of Recipanel, recycled paper and water are subjected to a process of mixing and homogenization in an industrial blender for 8 min. This produces paper pulp.



Figure 1. Gypsum plaster panel

Subsequently, the wet paper pulp is compacted under a hand press to remove excess water until it reaches a 60% water content. Then, the white Portland cement is mixed with the recycled paper pulp in a ratio of 1:3 parts by weight.

Recipanel is fabricated in two stages. Each stage consists of a discharge of the mixture (paper pulp, cement, and water) under pressure to form a compact layer. The pressure applied is approximately 1.20 kPa.

Initially, a layer of uniform compacted mixture of 5 mm in height is poured on a flat and smooth surface. Then, a reusable reinforcement of polypropylene fibers is extended over the initial mixture layer from sacks to generate greater stability in the material. Finally, a second 5 mm thick compacted mixture is added on top. Recipanel acquires a final thickness of approximately 15 mm and reaches its maximum mechanical strength after the curing process of the cement has ended. The nominal thickness of Recipanel is evaluated by measuring the thickness of the specimen with a micrometer.

Once the specimens have been produced, a tactile and visual analysis is performed to verify the characteristics of Recipanel regarding their dimensional variation, consistency and texture.




Figure 2. shows an optimized prototype with plates of 0.60 m x 0.60 m for use in ceilings.

The mechanical properties of Recipanel are evaluated according to the Colombian standards NTC and Spanish regulations UNE.

2.1 Dimensional stability

Before testing the mechanical properties of Recipanel, a dimensional control should be performed based on tolerances that allow standardization of material for proper performance of tests. Acceptance tolerances for a prototype of 1.00 m² according to NTC 4373 [8] and results obtained for the Recipanel samples are presented in Table 1.

The width of Recipanel was evaluated by measuring the edge-to-edge dimension of a full-size specimen. The length of Recipanel was evaluated by measuring the end-to-end dimension of a full-size specimen. The edge squareness of Recipanel was evaluated by drawing a line perpendicular to the end of a full-length specimen to its opposite end and measuring the length of the side of the triangle formed.

Table 1. Dimensional stability for a 1.00 m² prototype

Condition	Standard requirements NTC 4373	Values in Recipanel
Thickness > 6 mm	Thickness variation < 10%	0.15 mm
Length tolerance	< 3 mm/m	1.01 mm/m
Edge squareness	< 4 mm/m	1.03 mm/m

According to the results obtained in the dimensional stability analysis, Recipanel fulfilled the standards conditions of the NTC 4373 of thickness and edge- and end-squareness variation.

2.2 Specific gravity

According to NTC 4373 [8], four Recipanel specimens of 0.08 m x 0.025 m x 0.015 m were cut from the plates of 1.00 m² in order to determine their specific gravity. The samples were dried in an oven for 24 h at a temperature of 100 °C. The volume displaced by immersion in water and the mass of each specimen

were determined with a laboratory balance of 0.001 g of precision. Finally, we determined the specific gravity of the samples, see Table 2.

Table 2. Prototype 0.08 m x 0.025 m x 0.015 m

Specimens	Specific gravity
Recipanel	0.55
Drywall	1.15

2.3 Flexural strength

Flexural properties of Recipanel are evaluated by supporting the specimens near the ends and applying a transverse load midway between the supports. To obtain the flexural strength of Recipanel plates, five prototypes of 1.00 m x 1.00 m were made, see Fig. 3.




Figure 3. Recipanel prototype (1.00 m x 1.00 m)

The thickness of the prototypes varied between 0.14 cm and 0.15 cm. Twenty specimens of 0.25 m x 0.25 m were extracted from the prototypes. Prior to testing, the specimens were conditioned to attain the equilibrium moisture content, see Fig. 4.

The NTC 4373 classifies the panels according to their flexural strength: the type A plates have a flexural strength greater than 7 MPa, the type B plates have a flexural strength greater than 4 MPa. This test method covers a procedure for evaluating the ability of Recipanel to withstand flexural stresses during the handling or use of the material.

After 28 days, the flexural strength of the Recipanel plates was estimated by applying a concentrated load. The average breaking strength is calculated and reported, see results in Table 3.

Table 3. Flexural strength

Number of replications	Average flexural strength (MPa)	Coefficient of variation (%)
20	4.00	0.40



Figure 4. Specimen conditioning

These results indicate that Recipanel can be classified as a type B panel. For comparison, drywall is a type B panel which has a flexural strength of 5.4 MPa.

2.4 Capillary suction

The fluidity and capillary suction of the prototypes were estimated using the NTC 111 [9] and UNE 83966:2008 [10] standards. The water resistance of Recipanel is evaluated by immersing the specimens in water for a specified period of time. This method provides a procedure for evaluating the ability of Recipanel to resist water penetration. Ten cylindrical specimens of 5 cm in height and 10 cm in diameter were fabricated. Adhesive tape was added to the specimens in their lower half to ensure that the water contacted just one of the flat basal sides (Fig. 5).




Figure 5. Capillary suction

Subsequently, the cylindrical specimens were conditioned at a temperature of 60 °C for 24 h to remove the non structural water.

The specimens were tested individually after constant weight was reached and within 10 min upon removal from the conditioning chamber.

Table 4. Prototype capillary suction

Average total porosity (%)	48.70
Saturation time of the specimen (min)	1440.00
Water penetration resistance (min/cm ²)	57.00
Capillary absorption coefficient (kg/m ² min ^{1/2})	0.80

Further on, the specimens were placed in a flat container with a water layer of 5 mm ± 1 mm over the top of the specimens and then they were weighed at 5 min, 10 min, 15 min, 30 min, 1 h, 2 h, 3 h, 4 h, 6 h, 24 h, 48 h, 72 h, and 96 h from the start of the test. After 96 h, the specimens were weighed every 24 h until they reached constant mass, see Table 4.

2.5 Pull-out test

This test was run according to NTC 951 [11]. To perform this test, 10 specimens of 0.05 m x 0.05 m x 0.15 m were prepared with the same dosage used in the manufacture of prototype boards. These specimens, after 28 days of hardening, were subjected to the pull-out test.

Screws of 2.50 mm in diameter and 32 mm in length were introduced into the specimens, see Fig. 6. Two screws were inserted in the lateral face, two on the longitudinal side, and one at each end side of the piece. The pull-out test was performed with a continuous load at a speed of 3.5 mm/min.



Figure 6. Pull-out test

The results obtained for a total of 10 prototypes of Recipanel and a comparative analysis of resistance with

drywall and balsa wood are shown in Tables 5 and 6.

Table 5. Pull-out test (0.05 m x 0.05 m x 0.16 m)

Specimens	Pull-out strength (N)	
	Lateral side	End side
Recipanel	510.70	458.90
Balsa wood	460.90	627.60

Table 6. Pull-out test (0.10 m x 0.10 m x 0.015m)

Specimens	Pull-out strength (N)
	Lateral and end sides
Recipanel	109.20
Drywall	392.00

Finally, a 1.44 m² prototype ceiling was created out of 0.36 m² plates. The ease of handling of the plates was noted, given their low weight and flexibility of assembly with screws, without generating fractures at the edges.

2.6 Combustion and thermal conductivity

This test is performed on prototypes of 0.25 m x 0.25 m to determine the capacity of thermal conductivity of the material, the point of ignition, combustion and calcination. A type K thermocouple was used to calculate the combustion temperature of Recipanel. Points of ignition, combustion and calcination were identified [12–14], see Fig. 7 and Table 7.



Figure 7. Recipanel fire test

Table 7. Prototype temperatures

Temperatures °C		
Ignition	Calcination	Combustion
150.00	230.00	300.00

The thermal conductivity measurement was made using a closed and isolated system with a Recipanel wall thickness of 0.13 m, see Fig. 8. The thermal conductivity is the property of a material that indicates

its ability to conduct heat.




Figure 8. Thermal conductivity measurement system

A sheet of aluminum with dimensions of 0.20 m x 0.15 m and thickness 1/8” was stuck to one wall of Recipanel.

A temperature of 130 °C using an electrical resistance with a power of 500 W was provided. The temperature supplied to the system is 20 °C lower than the ignition temperature of the material. The transient measurements were performed during the process of heating up. The advantage of this technique is that measurements can be made relatively quickly. Measurements of the thermocouples on both sides of the wall for about an hour were taken. In this way, it is possible to analyze the behaviour of Recipanel related to the transmission of heat. We obtained an average thermal conductivity of 1.08 W / (K.m). It is clearly observed that the temperature became constant 6 min after starting the test, see Fig. 9.

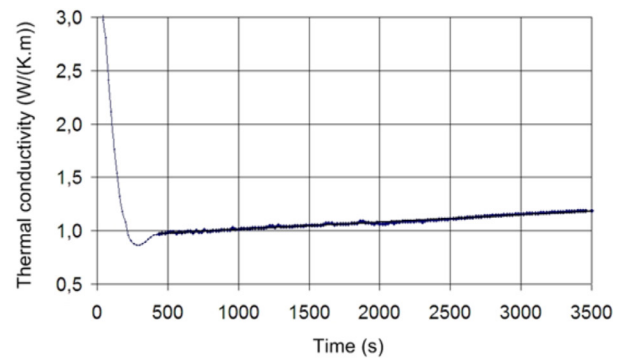


Figure 9. Thermal conductivity Recipanel

The thermal conductivity of Recipanel was compared with the thermal conductivity of drywall, see Table 8.

Table 8. Prototype thermal conductivity

Specimens	Thermal conductivity (W/(K.m))
Recipanel	1.08
Drywall	0.30

3. CONCLUSIONS

Recipanel are lightweight panels which offer many benefits over other non-structural panels and are created by using recycled materials. The test of capillary suction shows the hygroscopic nature of the recycled paper pulp used here.

Recipanel can be classified as interior panels Type B according to the NTC 4373 standards. The dimensional stability of Recipanel is good. The tolerances in the manufacturing of these panels are appropriate.

The pull-out test in the panels resulted in high strength. It is therefore concluded that Recipanel could easily be used without cracking in the connections with metal connectors such as screws and nails.

Taking into account the results of thermal conductivity, we find that Recipanel is a panel of low thermal conductivity. Recipanel would be appropriate for use in buildings in areas with drastic temperature changes.

Recipanel is made of recyclable materials and has demonstrated high flexural strength. Recipanel is an ideal choice for the production of building elements that lead to the reduction of environmental impact. It is also an appropriate option for the manufacture of lightweight enclosure elements in buildings.

The advantages and creative applications for these panels are unlimited for architects, general contractors, renovators, and civil engineers.

ACKNOWLEDGEMENTS

This project was made possible with funding obtained from the DIME and UGI of the Faculty of Architecture at the *Universidad Nacional de Colombia*. We also appreciate the support given from professors Carlos Vélez and Yhan Paul Arias of the School of Construction.

REFERENCES

- [1] Quebedo, V. Foro ciudadano: relatos de la actualidad que perduran. LOM ediciones, Santiago de Chile, 2002.
- [2] Valenzuela, S. et al. Libro verde del medio ambiente urbano, tomo 1. BETA Editorial: Ministerio de medio ambiente, Barcelona, 2007.
- [3] Capistrán, F., Aranda, E. y Romero J.C. Manual de reciclaje, compostaje y lombricompostaje. Editorial Limusa, Ciudad de México, 1994.
- [4] Colomer, F.J. Tratamiento y gestión de residuos sólidos. Editorial Limusa, Valencia, 2007.
- [5] Linbachiya, M. and Roberts J. Construction and demolition waste. Thomas Telford, London, 2004.
- [6] Anink, D., Boonstra, C. and Mak, J. Handbook of Sustainable Building. and Environmental Preference Method for Selection of Materials for Use in Construction and Refurbishment. Editorial James and James Ltda, London, 1996.
- [7] Lyon, A. Materials for architects and builder. Elsevier, London, 2007.
- [8] Norma técnica colombiana NTC 4373. Placas de fibrocemento, Colombia, 1997.
- [9] Norma técnica colombiana NTC 111. Especificaciones para la mesa de flujo usada en ensayos de cemento hidráulico. Colombia, 2008.
- [10] Norma Española UNE 83966:2008. Durabilidad del hormigón. Acondicionamiento de probetas de hormigón para los ensayos de permeabilidad a gases y capilaridad. (Método natural). España, 2006.
- [11] Norma técnica colombiana NTC 951. Maderas, métodos de extracción del clavo. Colombia, 1975.
- [12] Incropera, F. y De Witt, D. Fundamentos de Transferencia de Calor. Prentice Hall, México, D.F., 1999.
- [13] Skoog, D. y Holler, J.F. Principios de análisis instrumental. McGraw-Hill México, D.F., 2008.
- [14] Muñoz, A., Chejne, F., Espinel, J. and Londoño, C. Evaluation of the cellulose of paper and coal ashes, like alternative insulating materials. Dyna, Año 73, 148, pp. 1-8, 2006.