


Assets Liability Management: A bibliometric analysis and topic modeling *

Orlando Joaqui-Barandica

Docente Universidad del Valle, Cali - Colombia
orlando.joaqui@correounivalle.edu.co  <https://orcid.org/0000-0001-8190-0518>

Diego Fernando Manotas-Duque

Docente Universidad del Valle, Cali - Colombia
diego.manotas@correounivalle.edu.co  <https://orcid.org/0000-0003-0148-9840>

ABSTRACT

KEYWORDS

Asset-Liability Management; bibliometric analysis; content analysis; systematic review

JEL CLASSIFICATION

G10. G21. G22. G30

Assets and Liabilities Management (ALM) has been a topic of interest for decision makers in the private and public sectors. This study shows a systematic review of 416 published research paper, in the Scopus citation index, associated with ALM in a period of time from 1983 to 2021. The main objective is to identify the lines of publication over time, emphasize the journals most associated with the subject, as well as the relevant authors. The tool that was used was Bibliometrix of R, which allowed to identify the bibliometric indicators in the publications. In addition, the work proposes a modeling of themes based on text mining methodologies. The results allow us to conclude that quantitative research has been widely exploited through the 6 themes: Financial risk management, Stochastic modeling, Pension funds, Capital markets and the insurance industry, Mean-variance models, General optimization models. This research allows us to identify gaps in the literature to frame future research.

Gestión de Activos y Pasivos: Un análisis bibliométrico y modelación de temas

RESUMEN

PALABRAS CLAVE

Gestión de activos y pasivos; análisis bibliométrico; análisis de contenido; revisión sistemática

CLASIFICACIÓN JEL

G10. G21. G22. G30

La gestión de activos y pasivos (ALM – Assets and Liabilities Management por sus siglas en inglés) ha sido un tema de interés para tomadores de decisión en el sector privado y público. Este estudio muestra una revisión sistemática de 416 investigaciones publicadas, en el índice de citas Scopus, asociadas con el ALM en un periodo de tiempo de 1983 a 2021. El objetivo principal es identificar las líneas de publicación a través del tiempo, enfatizar en las revistas más asociadas con el tema, así como los autores relevantes. La herramienta que se utilizó fue Bibliometrix de R, la cual permitió identificar los indicadores bibliométricos en las publicaciones. Además, en el trabajo se propone una modelación de temas a partir de metodologías de minería de texto. Los resultados permiten concluir que la investigación cuantitativa ha sido ampliamente explotada a través de las 6 temáticas: Financial risk management, Stochastic modeling, Pension funds, Capital markets and the insurance industry, Mean-variance models, General optimization models. Esta investigación permite identificar brechas en la literatura para enmarcar futuras investigaciones.

Recibido: 03/11/2021 Aceptado: 29/12/2021

Este es un artículo Open Access bajo la licencia BY-NC-SA (<http://creativecommons.org/licenses/by-nc-sa/4.0/>)

Cómo citar este artículo: JOAQUI-BARANDICA, Orlando; MANOTAS-DUQUE, Diego Fernando. Assets Liability Management: A bibliometric analysis and topic modeling. *En:* Entramado. Enero - Junio, 2022 vol. 18, no.1, 1-23 e-8242 <https://doi.org/10.18041/1900-3803/entramado.1.8242>



Gestão de Ativos e Passivos: Uma Análise Bibliométrica e Modelagem de Temas

R E S U M O

PALAVRAS-CHAVE

Gerenciamento de Ativos-Passivos; análise bibliométrica; análise de conteúdo; revisão sistemática

CLASSIFICAÇÃO JEL

G10. G21. G22. G30

A Gestão de Ativos e Passivos (ALM) tem sido um tema de interesse para os tomadores de decisão nos setores privado e público. Este estudo mostra uma revisão sistemática de 416 artigos de pesquisa publicados, no índice de citação Scopus, associados à ALM, durante um período de 1983 a 2021. O principal objetivo é identificar as linhas de publicação ao longo do tempo, enfatizando as revistas mais associadas ao tema, assim como os autores relevantes. A ferramenta utilizada foi a Bibliometrix da R, que nos permitiu identificar os indicadores bibliométricos nas publicações. Além disso, o documento propõe uma modelagem de tópicos baseada em metodologias de mineração de texto. Os resultados nos permitem concluir que a pesquisa quantitativa foi amplamente explorada através dos 6 temas: Gerenciamento de risco financeiro, Modelagem estocástica, Fundos de pensão, Mercado de capitais e indústria de seguros, Modelos de média-variância, Modelos de otimização geral. Esta pesquisa nos permite identificar lacunas na literatura para enquadrar futuras pesquisas.

I. Introducción

The globalization of markets has increased competition among companies, and because of the free market and shocks to macroeconomic magnitudes, these have become more volatile. This leads companies to perform a closer analysis of the environment in which they are located to avoid negative effects on the structure of the balance sheet. It is here where asset-liability management (ALM) presents actions in the search to manage the financial structure of the company's balance sheet.

Following the definition provided by the [SOA \(2003, p. 2\)](#), "ALM is the continuous process of formulating, implementing, monitoring and reviewing strategies related to assets and liabilities, to achieve the financial objectives set for a given set of risk tolerances and constraints". ALM focuses on the asset side, on market, credit, and liquidity risks, while on the liability side, on margin volatilities and costs ([Flórez, 2005](#)). In the financial sector, ALM has always been an important problem, becoming more relevant today for researchers and financial decision-makers. From here, the ALM modeling problem in the literature has been classified into two streams: deterministic models or stochastic models ([Zopounidis, Doumpos, Pardalos, 2010](#)). This classification is disaggregated along the dimensions of time and uncertainty into Single-period static models, multi-period static models, single-period stochastic models, and multi-period stochastic models ([Zenios and Ziemba, 2006](#)). Static models posit that no decision adjustments are accepted after the initial time until the end of the horizon. It is then assumed that there is only one-day $t = 0$ and that only one initial decision is made against the portfolio. The multi-period models present a more dynamic behavior of the ALM problem, proposing the incursion of decisions regarding the portfolio at different times, $t = 1, 2, 3, \dots, T$ ([Flórez, 2005](#)). [Mulvey and Ziemba \(1998\)](#) show how ALM has been treated from different perspectives: static analysis of asset allocation, scenario generation models, dynamic analysis of the portfolio of assets and liabilities, risk treatment, among others.

From these perspectives, stochastic programming is highlighted in ALM problems as it provides a general-purpose modeling framework, which captures real-world features such as turnover constraints, transaction costs, risk aversion, limits on asset pools, and other considerations. However, the optimization model is unwieldy for the sheer number of decision variables, especially for multi-stage problems. One of the first industrially applied models of this type was the stochastic linear programming model with simple recourse developed by [Kusy and Ziemba \(1986\)](#). This model captures certain characteristics of ALM problems: it maximizes revenue for a bank under the legal, policy, liquidity, cash flow, and budget constraints to ensure that the deposit obligation is met as far as possible ([Bajram and Can, 2013](#)).

According to [Ahmad, Naveed, Ahmad and Butt \(2020\)](#), there are two types of literature review: the traditional review and the systematic review. In the former, ideas published by other researchers are summarized, analyzed, and critically evaluated, here mainly the selection is made subjectively. In the second, defined search, data extraction, and presentation techniques are used. The review of the existing literature for ALM has not detailed comprehensive approaches that identify

a systematic review under a bibliometric analysis of research in the area. This article aims to fill the gap in the ALM literature review, for a better understanding of the research lines and methodologies. We use the information contained in the Scopus database and we provide a content and topic modeling analysis of the top 100 articles with respect to the average number of citations per year. Thematic models are common in text mining, since they allow the discovery of semantic structures found in texts.

The article is structured in additional sections to the introduction, following: The second section presents the research methodology, where the selection of bibliometric data is specified in detail, as well as the bibliometric techniques. The third section shows the bibliometric results of the analysis of citations, the fourth section the analysis of topic modeling, and finally, the main conclusions and findings are socialized, as well as the limitations of the study and recommendations for future research in this line.

2. Research methodology

In this study, the literature review of ALM is investigated using a systematic literature search. Since multiple databases are containing bibliometric type information, it was determined to work with the Scopus database. [Falagas, Pitsouni, Malietzis and Pappas \(2008\)](#); [Franceschini, Maisano and Mastrogiacomo \(2016\)](#); [Garousi and Mäntylä \(2016\)](#) determined that Scopus is more accurate than databases such as Web of Science (WoS) or Google Scholar (GS), as it poses as a reliable midpoint between the citations presented by GS and WoS. Although GS has a larger scope in all areas concerning WoS or Scopus, the citations presented by GS do not always come from journals that generate quality problems when assessing scientific impact ([Martín-Martín, Orduna-Malea, Thelwall and Delgado 2018](#)). On the other hand, WoS provides citation quality information by presenting a publication count in the WoS journal index, however, Scopus reports higher metrics than WoS ([Harzing and Alakangas, 2016](#)).

A total of 1702 documents were found in Scopus using the relevant keywords: Asset, Liability, and Management. It was found that this search yields results that can be confusing when requiring specific information on ALM. Therefore, the following search equation was established: "Asset*-Liabilit* Management". Here it was possible to direct the results specifically to the ALM topic, controlling the search by means of possible variations in the terms. A total of 416 documents were listed under the search equation. Finally, in the next step, the search was filtered only for article and review type documents obtaining a final sample of 324 articles in a total of 171 journals with a time window from the year 1983 to 2021. The search and download were performed on January 21, 2021, finally using the following equation: *TITLE-ABS-KEY("Asset*-Liabilit* Management") AND (LIMIT-TO (DOCTYPE, "ar") OR LIMIT-TO (DOCTYPE, "re"))*.

For the bibliometric analysis, we use the Bibliometrix library of R developed by [Aria and Cuccurullo \(2017\)](#) who provide bibliometric tools for mapping scientific production with a great potential to introduce systematic review processes, with transparency and above all reproducibility. Data mining is used to extract useful information from the text data of the most cited papers, according to the main research topics or trends. The TF-IDF (Term Frequency and Inverse Document Frequency) statistic proposed in the 1980s by [Salton and Buckley \(1988\)](#) is used to measure the importance of a word for a document within a collection of documents, which determines the most representative terms or words within a document by their relevance rather than by their frequency. According to [Silge and Robinson \(2017\)](#), the tf-idf statistic is a rule of thumb; while it has proven useful in text mining, search engines, or other scenarios, information theory experts consider its theoretical foundations to be shaky. The inverse document frequency for any given term is defined as [equation 1](#):

$$idf(term) = \ln \left(\frac{n_{documents}}{n_{documents\ containing\ term}} \right) \quad (1)$$

In addition, using topic modeling, which is an unsupervised classification method, the extraction of words that allow inquiring about latent themes or general research trends in the most cited articles is performed. According to [Jelodar et al. \(2019\)](#) in topic modeling, a topic is a list of words that appear in statistically significant methods. This assumes that any part of the text is combined by selecting words from possible sets of words. One of the most widely used methods in topic modeling is Latent Dirichlet allocation (LDA), first presented by [Blei, Ng, Jordan \(2003\)](#), here topics are presented according to the probabilistic distribution over relevant words within the corpus set of documents. Following [Blei et al., \(2003\)](#) given a corpus D consisting of M documents, with document d has N_d words ($d \in 1, \dots, M$) the probability of the observed data is calculated and obtained from a corpus by [equation 2](#):

$$p(D|\alpha, \beta) = \prod_{d=1}^M \int p(\theta_d|\alpha) \left(\prod_{n=1}^{N_d} \sum_{z_{dn}} p(z_{dn}|\theta_d) p(w_{dn}|z_{dn}, \beta) \right) d\theta_d \tag{2}$$

Where the process is followed: Choose a multinomial distribution φ_t for the subject t ($t \in 1, \dots, T$) from a Dirichlet distribution with parameters β . Choosing a multinomial distribution θ_t for document d ($d \in 1, \dots, M$) from a Dirichlet distribution with parameters α . And finally, for a word w_n ($n \in 1, \dots, N_d$) in document d : a) select a topic z_n from θ_t , b) select a word w_n from φ_t . One has then that documents are observed variables, while φ and θ latent variables, and α, β hyperparameters of the model. The variables z_{dn}, w_{dn} are word-level variables.

3. Results and discussion of citation analysis

3.1. Timeline of publications and citations

The initial results show coverage of 38 years from 1983 to 2021 identifying an average number of years of publication of 10.6, which indicates that for the journals studied the literature usually cited has a scope of about 10 years. The average number of citations per published article is 10.73. There are a total of 8650 references for the 324 documents in the sample. The total number of authors is 599 and the average number of authors per article is 1.88. The collaboration index, which is calculated as the total number of authors of multi-authored papers (609) over the total number of multi-authored papers (287), was 2.12. [Figure 1](#) shows the annual trend of publications indicating large variations throughout the study period. The yellow line adjusts a linear trend and the red line a smoothed spline trend, it can be seen that there is no relatively constant growth in the production of information on ALM, on the contrary, a smoothed trend identifies growths in the production of articles in the periods 2000-2013 and 2015-2020. [Figure 2](#) shows the average number of citations per year where it is distinguished that over the years the average number of citations of the articles has decreased, clearly the most recent articles will have a lower number of citations compared to the older ones. The yellow dots show the 5 articles with the highest number of citations. The year with the highest average number of citations (59.3) was in 1986 because of the article Bank Asset and Liability Management Model by [Kusy and Ziembra \(1986\)](#) which has 156 citations and was published in the journal Operations Research. This paper is the initial benchmark of the ALM literature, here the authors developed a multi-period stochastic linear programming model to determine the optimal trade-off between risk, return and liquidity, they concluded that ALM is superior to other deterministic models generating superior policies.

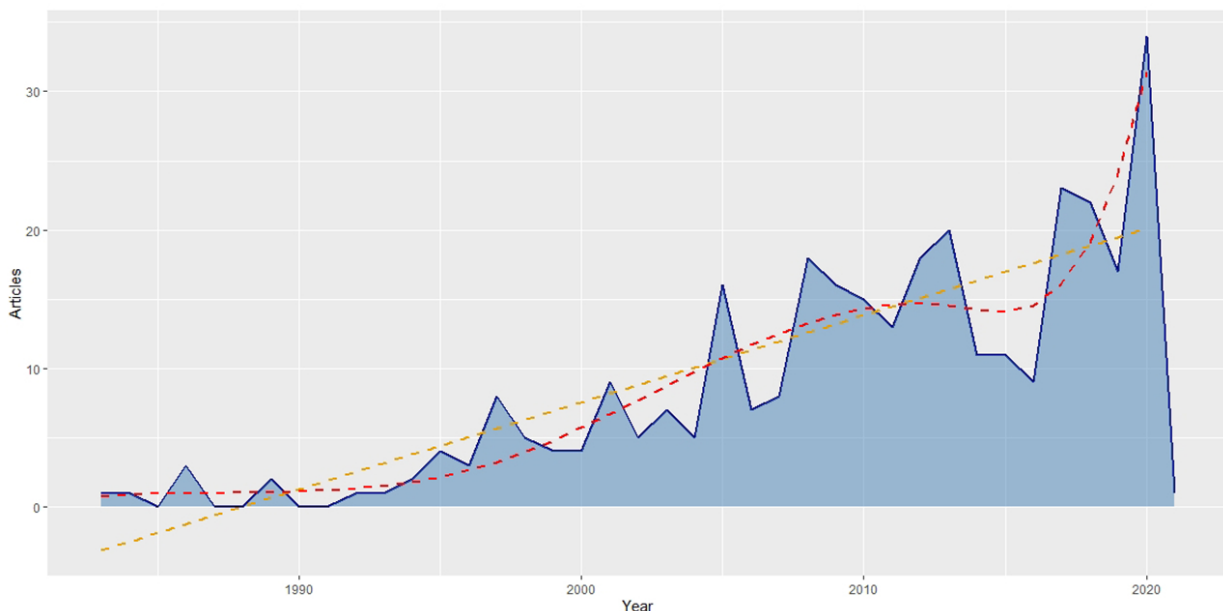


Figure 1. Annual Scientific Production
Source: Own elaboration

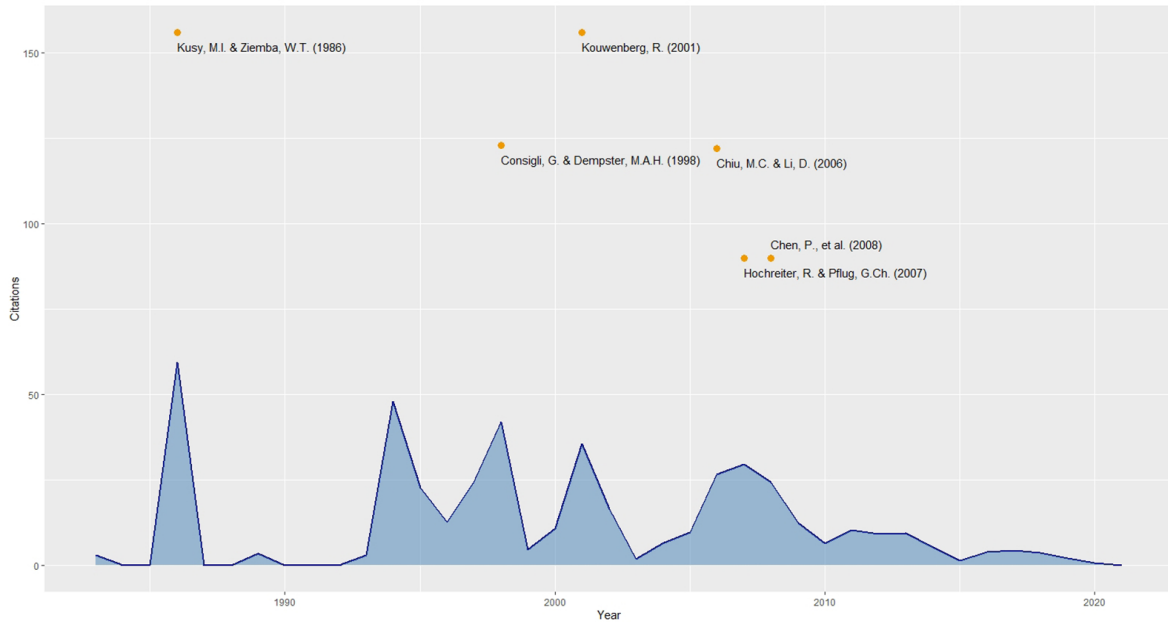


Figure 2. Average total citations per year
Source: Own elaboration

[Kouwenberg \(2001\)](#) also presents an article with 156 citations, this work focuses mainly on developing and testing different scenarios for asset-liability management models applied to a pension fund. The high variations in [Figure 2](#) are because it is precisely in these years that the most cited articles are presented, except 1994 for which there is no widely cited article. [Figure 3](#) presents the cumulative citations for 5-year periods (blue dots), in which the period from 2005 to 2010 stands out with a total of 1156 cumulative citations, which shows that ALM papers from 2010 onwards are largely based on recent publications between 2005 and 2010. In this period there is a great influence by Asian authors such as Li, D., Chiu, MC., Li, Z., Xie, S., Besides there are also Austrian authors such as Hochreiter, R., and from India Purnanandam, A. and Sodhi, S. The topics investigated by these authors were oriented towards optimization problems under mean-variance criterion, stochastic problems under scenario generation, interest rate risk management.

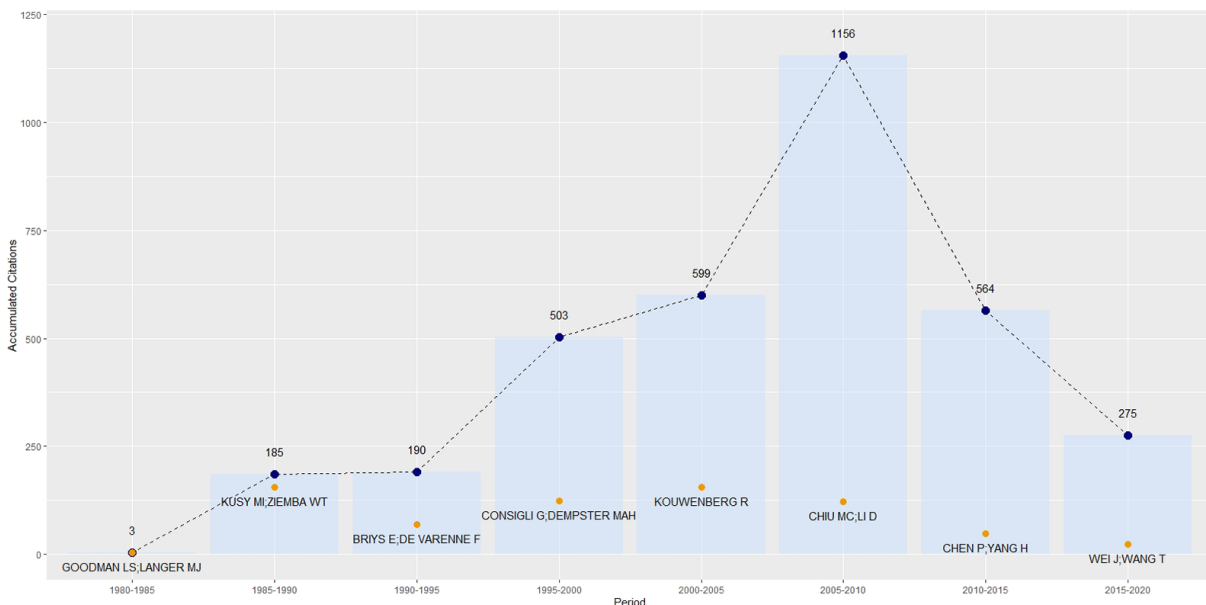


Figure 3. Accumulated citations per 5-year periods
Source: Own elaboration

On the other hand, [Figure 3](#) shows in orange dots the information presented in [Table I](#), which lists the most representative articles in the number of citations for each period. The article that stands out with the highest number of citations in the period with the most elevated number of accumulated citations (2005-2010) is the work of [Chiu and Li \(2006\)](#) with 122 total citations, which aims to analytically solve the ALM problem in a continuous-time environment using the efficient mean-variance frontier.

It is worth noting from [Figure 1](#) that in this period there was an average volume of article production which, when related to the accumulated citations of the same period, shows that this period was vital for the generation of knowledge in the area of ALM. A striking scenario is a very high gap concerning the accumulated citations from the period 2005-2010 to 2010-2015 since there is a decrease of more than 50%, this is presented due to the vast development of mathematical models in the period 2005-2010, which generates the need in subsequent periods to widely cite these developments. A total of 3475 accumulated citations are presented for the 324 documents under analysis, giving an average of 10.73 citations per document.

Table I.

Most cited articles published within 5 years

Period	Authors	Title	Citations
1980-1985	Goodman and Langer (1983)	Accounting for interest rate futures in bank asset liability management	3
1985-1990	Kusy and Ziemba (1986)	A bank asset and liability management model	156
1990-1995	Briys and De Varenne (1994)	Life insurance in a contingent claim framework: pricing and regulatory implications	69
1995-2000	Consigli and Dempster (1998)	Dynamic stochastic programming for asset-liability management	123
2000-2005	Kouwenberg (2001)	Scenario generation and stochastic programming models for asset liability management	156
2005-2010	Chiu and Li (2006)	Asset and liability management under a continuous-time mean-variance optimization framework	122
2010-2015	Chen and Yang (2011)	Markowitz's mean-variance asset-liability management with regime switching: A multi-period model	47
2015-2020	Wei and Wang (2017)	Time-consistent mean-variance asset liability management with random coefficients	23

Source: Own elaboration

[Figure 4](#) shows the growth of the 10 journals with the highest number of publications during the time window studied. It can be seen how growth curves were observed around the year 2000 for the journals European Journal of Operational Research, Astin Bulletin, Journal of Risk Finance. Subsequently, around the year 2010, there was growth in the journals Insurance: Mathematics and Economics and Journal of Asset Management presenting large decreases in publications in the last 5-year period (2015-2020).

Finally, for the year 2021, growth is observed in journals such as the Journal of Industrial and Management Optimization, Annals of Operations Research, European Actuarial Journal, North American Actuarial Journal, and Journal of Pension Economics and Finance. It is shown then that over time there have been three booming publication seasons for the journals: 2000's, 2010's and 2020's, the latter being in active growth.

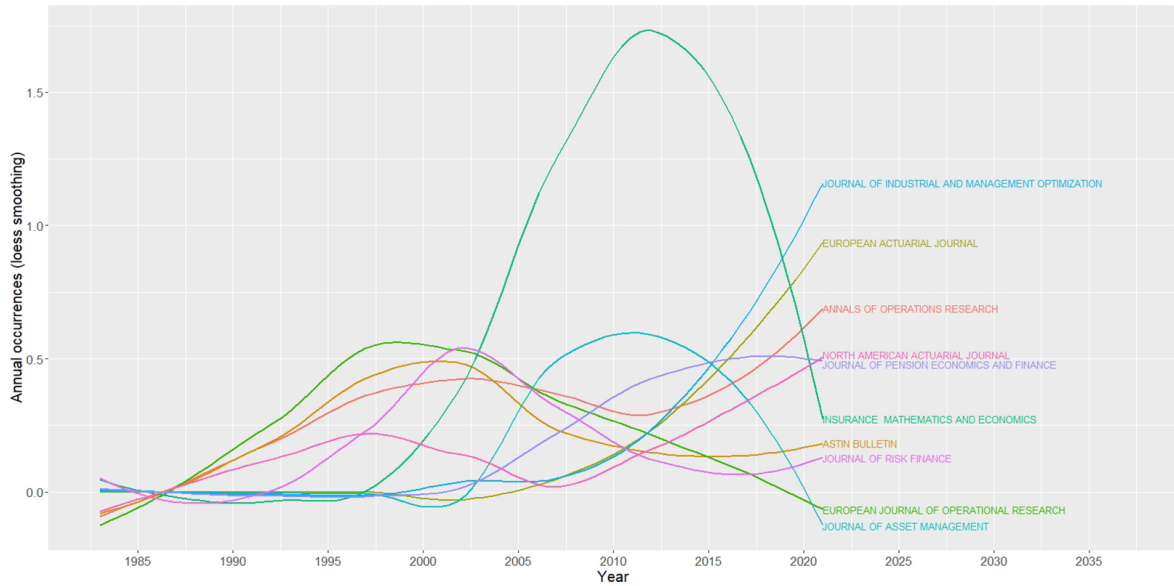


Figure 4. Journals growth top 10
Source: Own elaboration

3.2. Most relevant journals

The articles that have published topics on ALM are housed in 171 journals from 1983 to 2021 according to the Scopus database. Among these journals, some of the highest-ranking ones stand out, which have allowed wide visibility of the topic. [Figure 5](#) presents complete information regarding the analysis of the total number of citations (x-axis), H index (y-axis), and the number of publications on ALM (number in parentheses in the label, dot size) for the 10 most relevant journals. It is interpreted from this graph that the journals Insurance: Mathematics and Economics, European Journal of Operational Research, and Annals of Operations Research have been the journals with the highest impact. Of these three, the journal Annals of Operations Research is currently in a growing trend of dissemination of ALM research. It is identified that the number of publications per journal (number in parentheses in the label) is not a determining factor in the journal's impact factor.

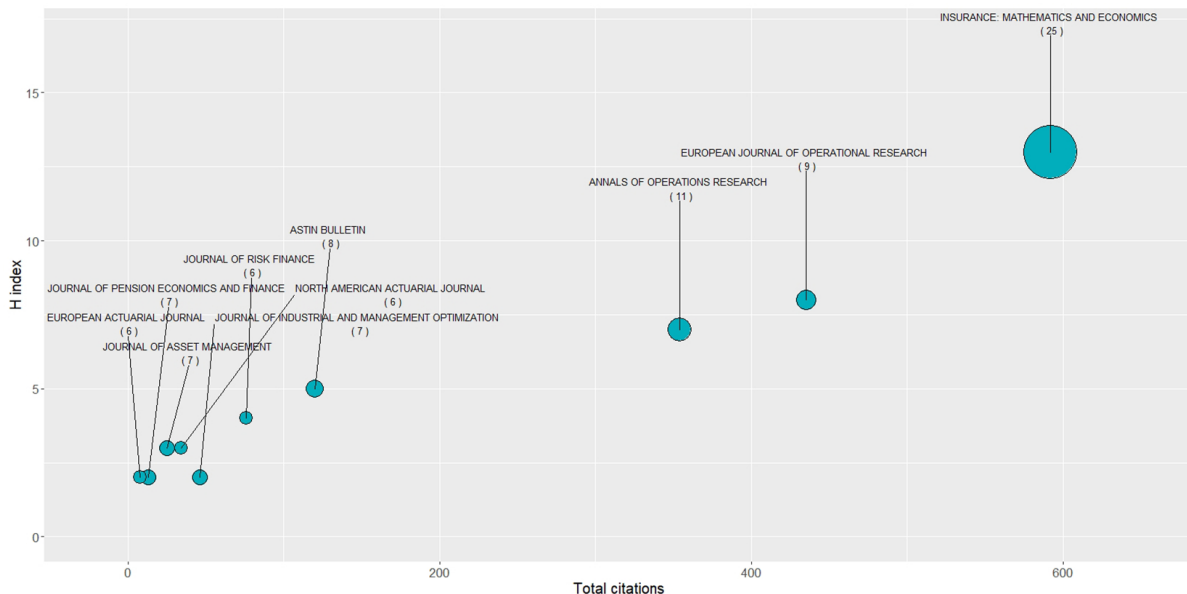


Figure 5. Top 10 Most relevant journals
Source: Own elaboration

[Table 2](#) complements the information in [Figure 5](#) where the number of journals analyzed is increased to 20. It is observed that the 5 most influential journals have older starting dates in terms of publication of articles on ALM topics. In this Table shows that journals such as Journal of Industrial and Management Optimization, Journal of Asset Management, and Journal of Pension Economics and Finance present a number of 7 publications, which is an average value compared to the other journals, but they do not have a high influence on ALM topics, since their H index and the total number of citations is not high. These journals started publishing in ALM around 2007 - 2010.

Table 2.

Top 20 Most relevant journals

Source	Total Citations	H Index	Number Publications	Year Start
Insurance: Mathematics and Economics	592	13	25	1998
European Journal of Operational Research	435	8	9	1997
Annals of Operations Research	354	7	11	1995
Operations Research	287	6	6	1986
Astin Bulletin	120	5	8	1995
Journal of Risk Finance	76	4	6	2001
Journal of Banking and Finance	72	4	4	2007
Journal of Portfolio Management	62	3	5	1997
Quantitative Finance	48	3	4	2007
Journal of Industrial and Management Optimization	46	2	7	2008
North American Actuarial Journal	34	3	6	1997
Applied Mathematics and Computation	32	2	3	2006
Journal of Asset Management	25	3	7	2010
Geneva Papers on Risk and Insurance: Issues and Practice	21	2	5	1999
Journal of Pension Economics and Finance	13	2	7	2007
Applied Financial Economics	13	2	3	1997
Scandinavian Actuarial Journal	9	2	4	2005
European Actuarial Journal	8	2	6	2013
Xitong Gongcheng Lilun Yu Shijian/System Engineering Theory and Practice	6	2	4	2005
Communications in Statistics - Theory and Methods	1	1	3	2020

Source: Own elaboration

3.3. Most relevant authors

[Table 3](#) presents the 20 most relevant authors in ALM topics. The order presented is linked to the total number of citations of each author. The top 5 most influential authors in ALM are Chiu M.C., Li D., Chen P., Consigli G., and Mulvey J.M., Of this set of authors only Mulvey J.M. has written a paper as the sole author. The authors with the highest number of publications are Chiu M.C. and Li D. with 7 papers each. Concerning these two authors, Chiu M.C. has more influence since his dominance factor is 1.0. The dominance factor is a ratio that indicates the fraction of multi-author articles in which a scholar appears as the first author ([Aria and Cuccurullo 2017](#)). Among the top 20 most relevant authors, the author with the longest tenure in ALM activities is Mulvey J.M. in 1994 (127 citations - 6 articles); the author with the most recent start of ALM activities is Pan, J. in 2017 (20 citations - 5 articles).

Table 3.

Top 20 Most relevant authors

Author	Total Citations	H Index	Number Publications	Single- Authored	Multi- Authored	First- Authored	Dominance Factor	Year Start
Chiu M.C.	247	6	7	0	7	7	1.0	2006
Li D.	222	5	7	0	7	1	0.1	2006
Chen P.	157	3	4	0	4	2	0.5	2008
Consigli G.	141	3	5	0	5	5	1.0	1998
Mulvey J.M.	127	4	6	1	5	4	0.8	1994
Pflug G.C.	120	3	3	0	3	2	0.7	1999
Zeng Y.	68	3	5	0	5	1	0.2	2011
Wei J.	67	3	4	0	4	2	0.5	2013
Yao H.	60	3	4	0	4	3	0.8	2013
Martellini L.	41	3	4	0	4	1	0.3	2009
Archer S.	36	1	2	0	2	2	1.0	2010
Amenc N.	35	2	3	0	3	3	1.0	2009
Consiglio A.	31	3	3	0	3	3	1.0	2003
Kosmidou K.	24	3	3	0	3	3	1.0	2004
Shen Y.	24	2	3	0	3	1	1.0	2018
Birge J.R.	20	2	2	1	1	1	1.0	2007
Pan J.	20	3	5	0	5	5	1.0	2017
Li X.	13	2	5	0	5	1	0.2	2016
Gajek L.	12	2	3	1	2	2	1.0	2005
De Angelis P.L.	8	2	3	0	3	1	0.3	2010

Source: Own elaboration

Figure 6 shows the most outstanding relationships between authors, journals, and country of origin according to author affiliation. The most relevant relationships are presented for authors with affiliations to institutions in China, who mostly present publications in journals such as the Journal of Industrial and Management Optimization and Quantitative Finance. Of the relevant authors in this country, Li D., who presents institutional relationships with China and Hong Kong, stands out. Authors with institutional affiliations in Hong Kong mostly have publications in the journal Insurance: Mathematics and Economics, of which Chiu M.C., Li D., and Chen P. stand out. There are also authors related to the USA, such as Mulvey J.M., and Zenios S.A., who publish mostly in the European Journal of Operations Research, Journal of Asset Management, and Operations Research. Finally, the author Consigli, G. from Italy, who publishes in Annals of Operations Research, stands out. There is a clear trend in Asian countries for the development of mathematical models to optimize the ALM problem.

3.4. Most relevant papers

This section presents the top 20 most relevant articles on specific ALM topics. Table 4 shows in column APY: the average number of citations per year, in column TC: the total number of citations, in addition to information such as title, authors, journal, and year of publication of the article. Since an article published many years ago may have a higher cumulative number of citations compared to a recently published article, it is necessary to compare and generate the ranking of outstanding articles using APY. The most relevant article has been “Asset and Liability Management Under A Continuous-Time Mean-Variance Optimization Framework” with an APY of 7.6, published by Chiu and Li (2006) in the journal Insurance: Mathematics and Economics. According to Figure 2, this article is the fourth most cited article with a total of 122 cumulative citations since 2006. This result shows that the production of the last 15 years has been widely influenced by mathematical developments focused on the use of techniques such as mean-variance. The second relevant article belongs to Kouwenberg (2001) “Scenario Generation and Stochastic Programming Models for Asset Liability Management” with an APY of 7.4. The third article “Markowitz’s Mean-Variance Asset-Liability Management with Regime Switching: A Continuous-Time Model” follows the line of research on mean-variance oriented models. Another result that is evident in Table 4 is that 7 of the

20 most relevant articles are published in the journal Insurance: Mathematics and Economics. The article with the highest number of citations (156) “Bank Asset and Liability Management Model” (Kusy and Ziemba, 1986) is ranked 13th with an average number of citations per year of 4.3.

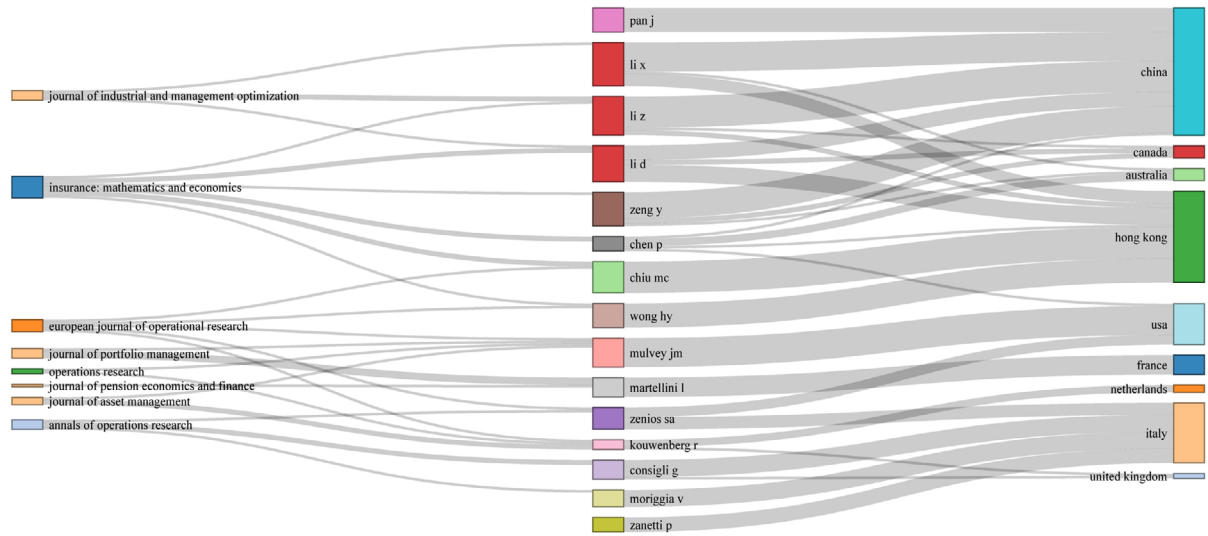


Figure 6. Relevant relationships between Authors, Journals and Countries.
Source: Own elaboration

Table 4.

Top 20 Most relevant papers

	APY	TC	Title	Authors	Journal	Year
1	7.6	122	Asset and Liability Management Under A Continuous-Time Mean-Variance Optimization Framework	Chiu and Li (2006)	Insurance: Mathematics and Economics	2006
2	7.4	156	Scenario Generation and Stochastic Programming Models for Asset Liability Management	Kouwenberg (2001)	European Journal of Operational Research	2001
3	6.4	90	Markowitz's Mean-Variance Asset-Liability Management with Regime Switching: A Continuous-Time Model	Chen, Yang, and Yin (2008)	Insurance: Mathematics and Economics	2008
4	6.0	90	Financial Scenario Generation for Stochastic Multi-Stage Decision Processes as Facility Location Problems	Hochreiter and Pflug (2007)	Annals of Operations Research	2007
5	5.5	22	The Relationship of Lending, Funding, Capital, Human Resource, Asset Liability Management to Non-Financial Sustainability of Rural Banks (BPRS) In Indonesia	Erwin, Abubakar and Muda (2018)	Journal of Applied Economic Sciences	2018
6	5.2	73	Strategic Asset Allocation with Liabilities: Beyond Stocks and Bonds	Hoevenaars, Molenaar, Schotman and Steenkamp (2008)	Journal of Economic Dynamics and Control	2008
7	5.1	72	Continuous-Time Portfolio Selection with Liability: Mean-Variance Model and Stochastic LQ Approach	Xie, Li and Wang (2008)	Insurance: Mathematics and Economics	2008
8	5.1	123	Dynamic Stochastic Programming for Asset-Liability Management	Consigli and Dempster (1998)	Annals of Operations Research	1998

APY	TC	Title	Authors	Journal	Year	
9	4.7	62	Modeling Supply-Chain Planning Under Demand Uncertainty Using Stochastic Programming: A Survey Motivated by Asset-Liability Management	Sodhi and Tang (2009)	International Journal of Production Economics	2009
10	4.6	23	Time-Consistent Meanvariance Assetliability Management with Random Coefficients	Wei and Wang (2017)	Insurance: Mathematics and Economics	2017
11	4.5	18	Dynamic Derivative-Based Investment Strategy for Meanvariance Assetliability Management with Stochastic Volatility	Li, Shen, and Zeng (2018)	Insurance: Mathematics and Economics	2018
12	4.4	67	Interest Rate Derivatives at Commercial Banks: An Empirical Investigation	Purnanandam (2007)	Journal Of Monetary Economics	2007
13	4.3	156	Bank Asset and Liability Management Model.	Kusy and Ziemba (1986)	Operations Research	1986
14	4.2	47	Markowitz's Mean-Variance Asset-Liability Management with Regime Switching: A Multi-Period Model	Chen and Yang (2011)	Applied Mathematical Finance	2011
15	4.2	38	Markowitz's Mean-Variance Asset-Liability Management with Regime Switching: A Time-Consistent Approach	Wei, Wong, Yam and Yung (2013)	Insurance: Mathematics and Economics	2013
16	4.1	41	Basel III: Is the Cure Worse Than the Disease?	Allen, Chan, Milne and Thomas (2012)	International Review of Financial Analysis	2012
17	4.1	41	Mean-Variance Asset-Liability Management: Cointegrated Assets and Insurance Liability	Chiu and Wong (2012)	European Journal of Operational Research	2012
18	3.3	20	Mean-variance asset-liability management under constant elasticity of variance process	Zhang and Chen (2016)	Insurance: Mathematics and Economics	2016
19	3.3	10	Mathematical Model of Optimizing the Balance Sheet Structure of The Russian Banking System with Allowance for The Foreign Exchange Risk Levels	Barmuta, Ponkratov, Maramygin, Kuznetsov, Ivlev, and Ivleva (2019)	Entrepreneurship and Sustainability Issues	2019
20	3.0	27	Multi-period mean-variance asset-liability management with uncontrolled cash flow and uncertain time-horizon	Yao, Zeng and Chen (2013)	Economic Modelling	2013

Source: Own elaboration

The most relevant cited references within the document collection are not necessarily part of the set of documents resulting from the search equation. That is, it measures how many times an article included in the references of the document collection has been cited by the articles included in the collection. The most cited reference (15 citations) is A Theory of the Term Structure of Interest Rates ([Cox, Ingersoll, Ross, 1985](#)) published in *Econometrica*. Portfolio Selection ([Markowitz, 1952](#)) published in the *Journal of Finance* is also the most cited with 15 citations. This is followed by Optimal Dynamic Portfolio Selection: Multiperiod Mean-Variance Formulation ([Li and Ng, 2000](#)) published in *Mathematical Finance* with 11 citations, as well as the article "Asset and Liability Management Under A Continuous-Time Mean-Variance Optimization Framework" with 11 citations published by [Chiu and Li \(2006\)](#). There is a clear and strong influence of references to portfolio selection models using mean-variance techniques.

3.5. Most relevant co-occurrence keywords

[Figure 7](#) corresponds to the co-occurrence analysis of the author's keywords. This shows the map of relationships of terms of major interest in ALM topics. As expected, the term "asset liability management" can be seen at the core of the map, as it is transversal to all the nodes or topics addressed in the research. Three major clusters can be distinguished, the first one associated with specific asset-liability management topics (blue color), the proximity and strength marked

with the investments node, efficient frontier, dynamic programming, which means that most of the production is related to investment strategies approached from dynamic analysis evaluating different periods, different asset classes and dynamic flows that generally represent the preferences of investors. Another relevant cluster is mainly marked by the term “optimization” (brown color), within which relationships with mathematical models, insurance, finance, stochastic programming are identified, showing a production trend oriented to an optimal allocation under stochastic processes in areas such as finance and insurance. And finally, the cluster (green color) is more oriented to stochastic modeling and risk assessment.

Figure 8 shows the dynamics in the author keywords from 1983 to 2020. The left panel shows the annual co-occurrences while the right panel shows the cumulative co-occurrences. It is identified in the left panel that in the last period the most common terms refer to Asset Liability Management and Stochastic Systems. In the 2000s the most frequent topics were associated with Mathematical Models and Finance. Around 2010 the trending topics were associated with Optimization and Insurance. The right panel shows that the three most worked trends over time have been Asset Liability Management, Optimization, and Mathematical Models.

4. LDA topic modeling and content analysis

Figure 9 presents the top 10 most important words measured from the tf-idf statistic for the top 20 most relevant articles. The main findings are summarized in the identification of words associated with mathematical modeling, statistics, and optimization topics: programming, test, switching, theorem, Markov, mean, var, distribution, moments, MASS, simplex, cointegration, granger, Poisson, mathematics, optimization, among others. Another scenario identified is the focus on populations such as clients, holders, Indonesia, BPRS (Rural Bank in Indonesia), investors, banks, users, china, hong kong. Other aspects highlighted in the most relevant words are financial and economic issues: efficient, pension, wages, capital, capital, regime, bills, bonds, commodities, risky, microfinance, monetary, macroeconomic, insurer, Basel, regulation, structural, governance, elasticity. All the above determines a research approach by mathematical modeling under stochastic and optimization criteria in pension funds and banking sectors for the financial sectors in Asia.

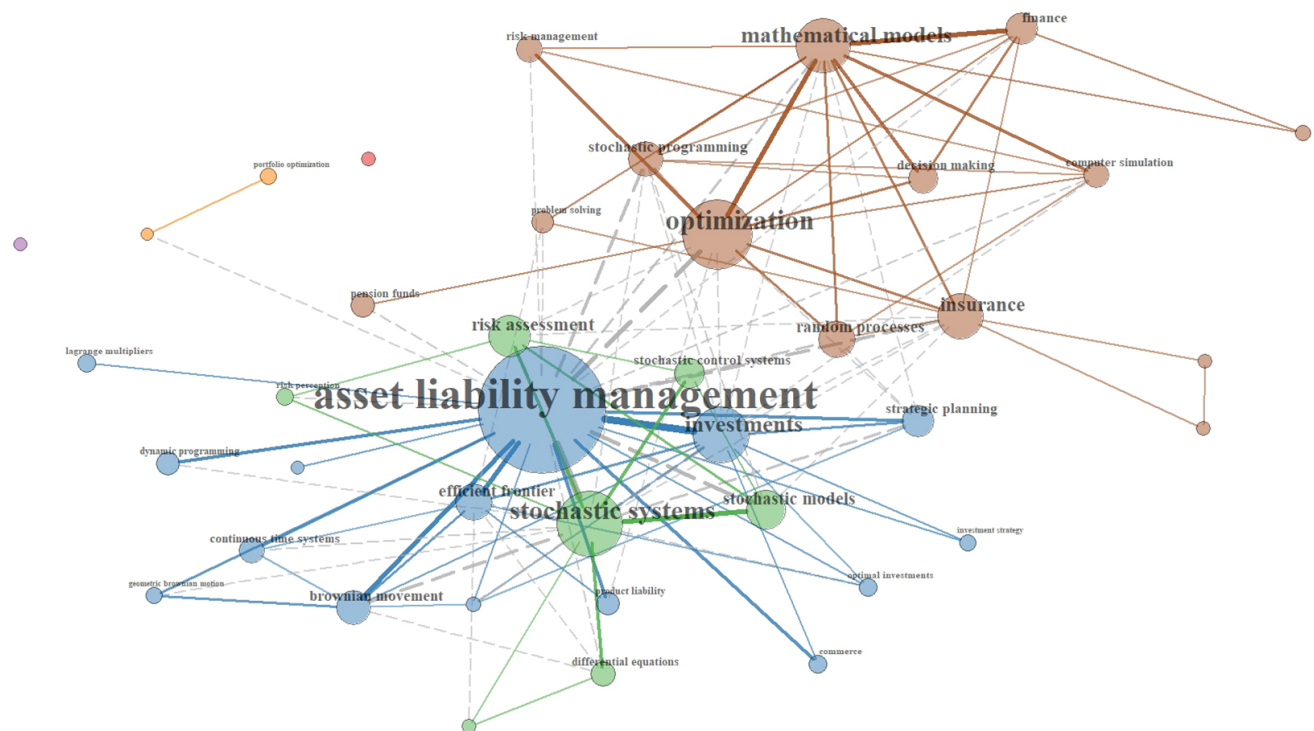


Figure 7. Bibliometric map of most frequently mentioned author keywords from 1983-2021
Source: Own elaboration

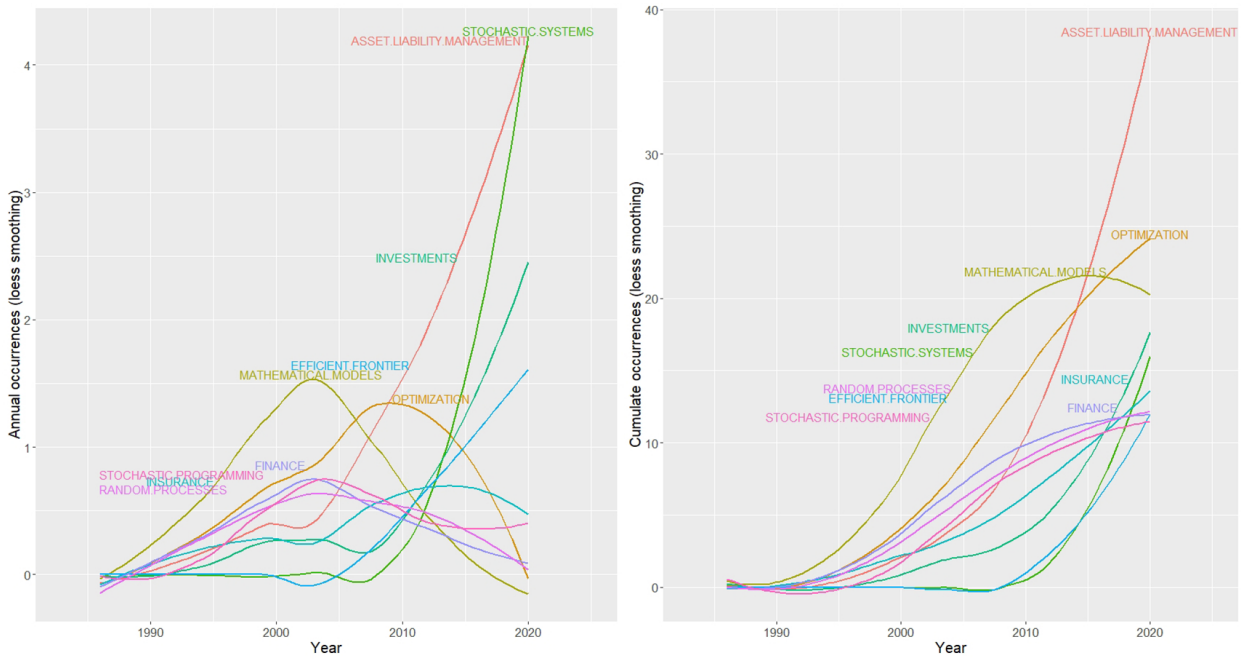


Figure 8. Author keywords dynamics from 1983-2020
Source: Own elaboration

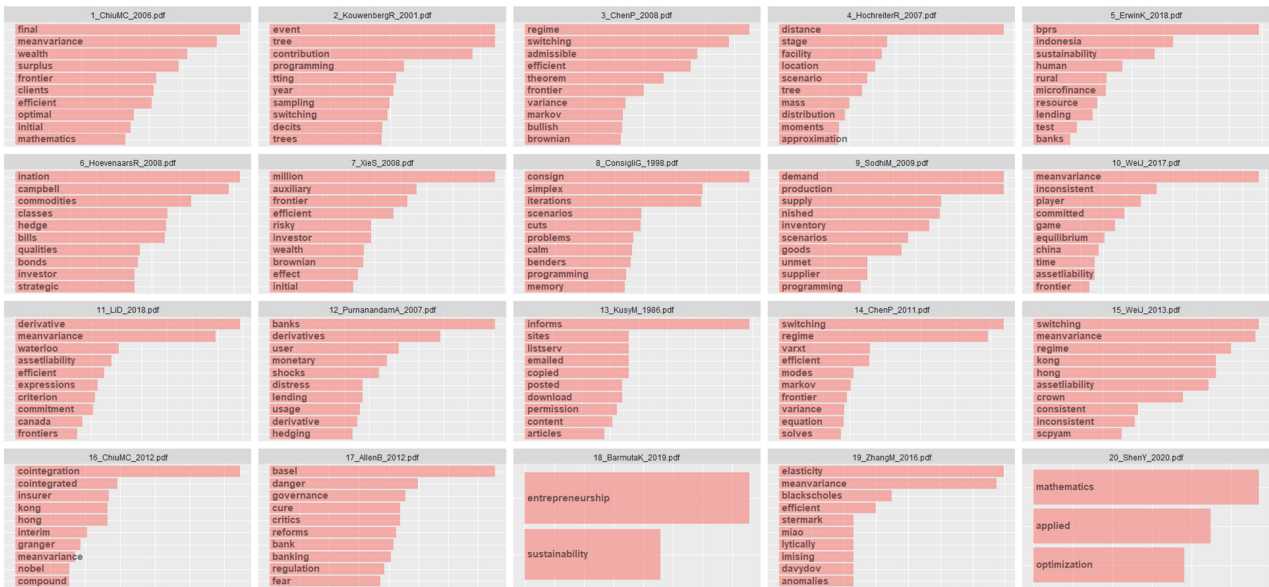


Figure 9. Top 10 single terms identified based on TF-IDF
Source: Own elaboration

Documents 13, 18, and 20 presented inconsistencies in their reading due to the document download format, which does not allow importing the text content of the article. The LDA model revealed 6 latent topics in the top 100 most cited articles. Figure 10 shows the identification of words by topics, topic 1 is oriented under a research approach in the banking sector: Financial risk management in the capital market for banks associated with scenarios of loans, credits, deposits, profitability, liquidity, among others. The second topic is oriented under a research approach in stochastic modeling: Stochastic models in programming and optimization problems under constraints for different financial scenarios. The third topic is oriented under a research approach in the pension funds sector: Allocation of assets and liabilities in pension funds forming investment portfolios under different horizons expecting returns. The fourth topic is oriented under a research approach in the insurance sector: Relationship between the capital market and the insurance industry, extremely linked by

the behavior of the interest rate, incursion of risk diversification policy to increase the solvency of insurance companies. The fifth theme is oriented under a research approach on mean-variance problems: Mean-variance analysis in the choice of portfolios and capital markets. And finally, the sixth topic is oriented under a research focus on general optimization models in ALM: Techniques for optimal portfolio management.

Since an article may contain different topics from those listed above, we sought to identify the most likely topics that determine the top 100. Figure 11 in the left panel shows the probability of a topic occurring in the entire top 100 collection. It then shows that Topic 5: Mean-Variance Problems (27.4%) is most likely to occur, followed by Topic 6: General Optimization Models in ALM (18.3%). This shows that it is more likely to find in the ALM literature topics focused on the use of quantitative techniques.

On the other hand, the right panel of Figure 11 presents the classification of the collection of articles according to the most relevant topic of each article individually. Approximately 32.3% of the articles in the collection are classified in Topic 5: Mean-Variance Problems, followed by 18.3% of the articles classified in Topic 2: Stochastic Modeling.

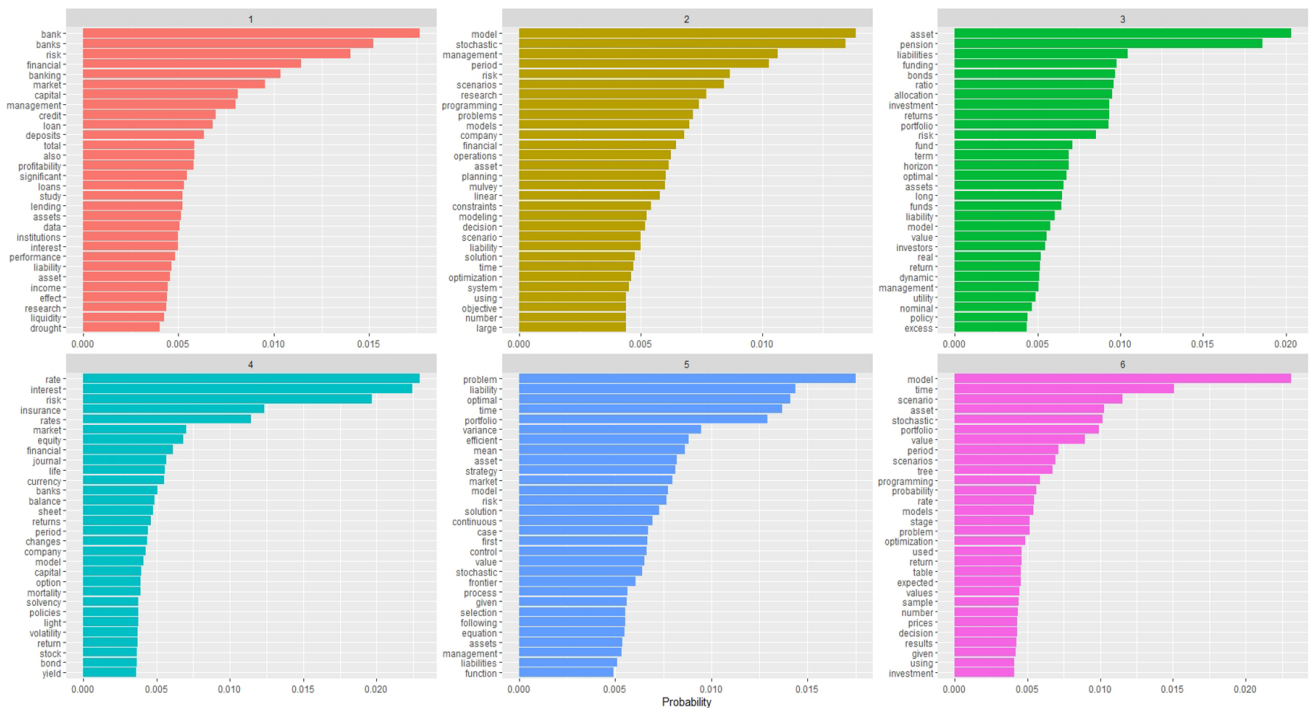


Figure 10. Top 10 most relevant terms in the topics
Source: Own elaboration

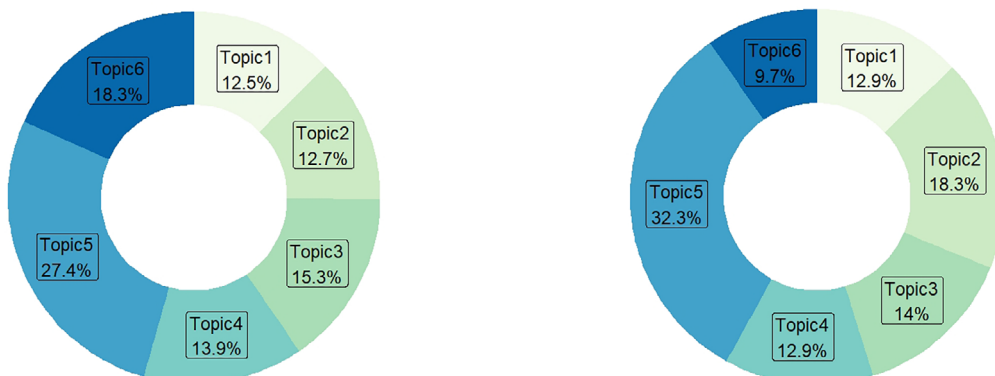


Figure 11. Left panel: Probability of topics occurring within all 100 articles. Right panel: Distribution according to the dominance theme of the 100 articles
Source: Own elaboration

[Table 5 \(see annexes\)](#) shows the distribution of the collection of the top 100 articles. The grouping was made according to the predominant topic of each publication. The information presented in [Table 5](#) is Rank: Represents the ranking of the article within the top 100; First Author: The main author of the article; Year: Year of publication and Prob: Probability estimated by the model for the classification of the article in the predominant topic.

5. Discussion


Although the ALM theory has several decades of development since the 1980s, where [Kusy and Ziemba \(1986\)](#) stands out as one of the first works, to date it has not been possible to generate a large number of studies. Management has been perceived more in theoretical works that involve stochastic optimization, where works aligned with continuous mean-variance models, Markowitz models, multi-criteria models stand out. Therefore, the theory has been mathematically and statistically driven. This matter is confirmed by the type of journals where the publications have been made Insurance: Mathematics and Economics, European Journal of Operational Research, Annals of Operations Research, Operations Research, among others.

ALM needs to expand its lines more towards the own management of companies and empirical developments. Management data play a very important role here: profitability, solvency, liquidity, etc. Where, through statistical and econometric methodologies, the contrast of hypotheses is generated that can be input by decision-makers, politicians, managers, and academics. This development will further drive ALM to embrace other lines of research and new publication opportunities.

From here, the discussion opens on new research in different fields that provide companies with more complete answers in an economic environment, for example, improving solvency levels by taking advantage of opportunities in the market within acceptable risk limits, such as interest rate risk, exchange rate risk, liquidity risk, and credit risk. These strategies used must guarantee the profitability scenario according to the risks assumed. Fundamentally, the reaction of companies to macro financial changes lacks in-depth research, part of which makes it necessary to study the different behaviors in ALM strategies in the face of macroeconomic shocks, prioritizing management efficiency.

In addition, the approach of future research should involve the evaluation of individual behaviors at the business level, as well as at the sectoral level. This must contemplate hypotheses of the type of joint management by type of financial sector. Biases in the conformation of portfolios under home-bias scenarios must be evaluated in the management of assets and liabilities, where despite the diversification of the portfolio under financial internationalization, investors are biased by possible macroeconomic states to allocate their investments mainly at the local level, thus determining the conformation of portfolios, which implies that ALM management may present different sensitivities in its strategy. Finally, the ALM literature has not been dedicated to a generalized analysis under an economic approach on emerging and developed economic structures, this gap generates a striking challenge to be faced by new researchers, since the various sectors of banking, insurance, and pensions can vary their management strategies due to various factors that may be sensitive to the type of economy that is present, which a comparative analysis would complement the ALM literature.

6. Conclusions

The main objective of this article was to review the literature related to ALM, being a pioneer in the incursion of bibliometric analysis and modeling of topics in the area of ALM. In the results, different statistics were identified that allow elucidating that specific research in ALM, despite having its beginnings in the 1980s, has not been widely addressed in the literature. The results show that there are illustratively 6 research topics in the ALM literature: Financial risk management, Stochastic modeling, Pension funds, Capital markets and the insurance industry, Mean-variance models, General optimization models. This shows that the literature is mainly focused on mathematical and statistical modeling research for ALM problems. That is, quantitative research has been widely exploited. This work provides a clear picture of the behavior of research trends over a time horizon. It contributes from the bibliometric approach to the contextualization of the metadata statistics of the ALM article collection, and under text mining techniques it complements the content analysis by revealing the different topics on which the authors have focused. Thus, from this work, gaps in the ALM literature can be identified according to the line of research to be addressed by future authors. In recommendations for future research, this work can be extended to strengthen the literature under citations from other databases such as Google Scholar or WoS. 

Conflict of interest

The authors declare that no conflict of interest exists.

References

1. AHMAD, Nisar; NAVEED, Amjad; AHMAD, Shabbir; BUTT, Irfan. Banking sector performance, profitability, and efficiency: a citation-based systematic literature review. In: *Journal of Economic Surveys*. 2020. vol. 34, no. 1. <https://doi.org/10.1111/joes.12346>
2. ALBRECHER, Hansjörg; BAUER, Daniel; EMBRECHTS, Paul; FILIPOVIĆ, Damir; KOCH-MEDINA, Pablo; KORN, Ralf; LOISEL, Stéphane; PELSSER, Antoon; SCHILLER, Frank; SCHMEISER, Hato; WAGNER, Joël. Asset-Liability Management for Long-Term Insurance Business. In: *European Actuarial Journal*. 2018. vol. 8, no. 1. p. 9–25. <https://doi.org/10.1007/s13385-018-0167-5>
3. ALLEN, Bill; CHAN, Ka Kei; MILNE, Alistair; THOMAS, Steve. Basel III: Is the Cure Worse than the Disease? In: *International Review of Financial Analysis*. 2012. vol. 25. p. 159–66. <https://doi.org/10.1016/j.irfa.2012.08.004>
4. AMÉDÉE-MANESME, Charles Olivier; BARTHÉLÉMY, Fabrice; MAILLARD, Didier. Computation of the Corrected Cornish–Fisher Expansion Using the Response Surface Methodology: Application to VaR and CVaR. In: *Annals of Operations Research*. 2019. vol. 281, no. 1–2. p. 423–53. <https://doi.org/10.1007/s10479-018-2792-4>
5. AMENC, Noël; MARTELLINI, Lionel; MILHAU, Vincent; ZIEMANN, Volker. Asset-Liability Management in Private Wealth Management. In: *Journal of Portfolio Management*. 2009. vol. 36, no. 1. <https://doi.org/10.3905/JPM.2009.36.1.100>
6. AMENC, Noël; MARTELLINI, Lionel; ZIEMANN, Volker. Inflation-Hedging Properties of Real Assets and Implications for Asset-Liability Management Decisions. In: *Journal of Portfolio Management*. 2009. vol. 35, no. 4. p. 94–110. <https://doi.org/10.3905/JPM.2009.35.4.094>
7. ARCHER, Simon; AHMED ABDEL KARIM, Rifaa; SUNDARARAJAN, Venkataraman. Supervisory, Regulatory, and Capital Adequacy Implications of Profit-Sharing Investment Accounts in Islamic Finance. In: *Journal of Islamic Accounting and Business Research*. 2010. vol. 1, no. 1. p. 10–31. <https://doi.org/10.1108/17590811011033389>
8. ARIA, Massimo; CUCCURULLO, Corrado. Bibliometrix: An R-Tool for Comprehensive Science Mapping Analysis. In: *Journal of Informetrics*. 2017. vol. 11, no. 4. <https://doi.org/10.1016/j.joi.2017.08.007>
9. ASIMIT, Alexandru V.; GAO, Tao; HU, Junlei; KIM, Eun Seok. Optimal Risk Transfer: A Numerical Optimization Approach. In: *North American Actuarial Journal*. 2018. vol. 22, no. 3. p. 341–64. <https://doi.org/10.1080/10920277.2017.1421472>
10. BAJRAM, Narela; CAN, Mehmet. Asset-Liability Management Models in Decision Making. In: *Journal of Business and Finance*. 2013. vol. 1, no. 1. p. 11–16.
11. BARMUTA, Karine; PONKRATOV, Vadim; MARAMYGIN, Maksim; KUZNETSOV, Nikolay; IVLEV, Vitali; IVLEVA, Marina. Mathematical Model of Optimizing the Balance Sheet Structure of the Russian Banking System with Allowance for the Foreign Exchange Risk Levels. In: *Entrepreneurship and Sustainability Issues*. 2019. vol. 7, no. 1. [https://doi.org/10.9770/jesi.2019.7.1\(34\)](https://doi.org/10.9770/jesi.2019.7.1(34))
12. BASSE, Tobias; FRIEDRICH, Meik. Solvency II, Asset Liability Management, and the European Bond Market - Theory and Empirical Evidence. In: *Zeitschrift Fur Die Gesamte Versicherungswissenschaft*. 2008. vol. 97no. SUPPL. 1. p. 155–71. <https://doi.org/10.1007/s12297-008-0041-7>
13. BIRGE, John R.; JÚDICE, Pedro. Long-Term Bank Balance Sheet Management: Estimation and Simulation of Risk-Factors. In: *Journal of Banking and Finance*. 2013. vol. 37, no. 12. p. 4711–20. <https://doi.org/10.1016/j.jbankfin.2013.07.040>
14. BLAKE, David. Pension Schemes as Options on Pension Fund Assets: Implications for Pension Fund Management. In: *Insurance: Mathematics and Economics*. 1998. vol. 23, no. 3. p. 263–86. [https://doi.org/10.1016/S0167-6687\(98\)00048-1](https://doi.org/10.1016/S0167-6687(98)00048-1)
15. BLEI, David M.; NG, Andrew Y.; JORDAN, Michael I. Latent Dirichlet Allocation. In: *Journal of Machine Learning Research*. 2003. vol. 3, no. 4-5. <https://doi.org/10.1016/b978-0-12-411519-4.00006-9>
16. BOENDER, Guus C. E. A Hybrid Simulation/Optimisation Scenario Model for Asset/Liability Management. In: *European Journal of Operational Research*. 1997. vol. 99, no. 1. p. 126–35. [https://doi.org/10.1016/S0377-2217\(96\)00387-6](https://doi.org/10.1016/S0377-2217(96)00387-6)
17. BOGENTOFT, Erik; ROMEIJN, H. Edwin; URYASEV, Stanislav. Asset/Liability Management for Pension Funds Using CVaR Constraints. In: *Journal of Risk Finance*. 2001. vol. 3, no. 1. p. 57–71. <https://doi.org/10.1108/eb043483>
18. BRIYS, Eric; DEVARENNE, François. Life Insurance in a Contingent Claim Framework: Pricing and Regulatory Implications. In: *The GENEVA Papers on Risk and Insurance Theory*. 1994. vol. 19, no. 1. p. 53–72. <https://doi.org/10.1007/BF0112014>
19. CASTELLANI, Davide; CINCINELLI, Peter. Dealing with Drought-Related Credit and Liquidity Risks in MFIs: Evidence from Africa. In: *Strategic Change*. 2015. vol. 24, no. 1. p. 67–84. <https://doi.org/10.1002/jsc.1998>

20. CHEN, Ping; YANG, Hailiang. Markowitz's Mean-Variance Asset-Liability Management with Regime Switching: A Multi-Period Model. In: *Applied Mathematical Finance*. 2011. vol. 18, no. 1. p. 29–50. <https://doi.org/10.1080/13504861003703633>
21. CHEN, Ping; YANG, Hailiang; YIN, George. Markowitz's Mean-Variance Asset-Liability Management with Regime Switching: A Continuous-Time Model. In: *Insurance: Mathematics and Economics*. 2008. vol. 43, no. 3. p. 456–65. <https://doi.org/10.1016/j.insmatheco.2008.09.001>
22. CHIU, M. C.; LI, D. Asset-Liability Management under the Safety-First Principle. In: *Journal of Optimization Theory and Applications*. 2009. vol. 143, no. 3. p. 455–78. <https://doi.org/10.1007/s10957-009-9576-6>
23. CHIU, Mei Choi; LI, Duan. Asset and Liability Management under a Continuous-Time Mean-Variance Optimization Framework. In: *Insurance: Mathematics and Economics*. 2006. vol. 39, no. 3. p. 330–55. <https://doi.org/10.1016/j.insmatheco.2006.03.006>
24. CHIU, Mei Choi; WONG, Hoi Ying. Mean-Variance Asset-Liability Management: Cointegrated Assets and Insurance Liability. In: *European Journal of Operational Research*. 2012. vol. 223, no. 3. p. 785–93. <https://doi.org/10.1016/j.ejor.2012.07.009>
25. CHIU, Mei Choi; WONG, Hoi Ying. Mean-Variance Principle of Managing Cointegrated Risky Assets and Random Liabilities. In: *Operations Research Letters*. 2013. vol. 41, no. 1. p. 98–106. <https://doi.org/10.1016/j.orl.2012.11.013>
26. CHIU, Mei Choi; WONG, Hoi Ying. Mean-Variance Asset-Liability Management with Asset Correlation Risk and Insurance Liabilities. In: *Insurance: Mathematics and Economics*. 2014. vol. 59. p. 300–310. <https://doi.org/10.1016/j.insmatheco.2014.10.003>
27. CHIU, Mei Choi; WONG, Hoi Ying; LI, Duan. Roy's Safety-First Portfolio Principle in Financial Risk Management of Disastrous Events. In: *Risk Analysis*. 2012. vol. 32, no. 11. p. 1856–72. <https://doi.org/10.1111/j.1539-6924.2011.01751.x>
28. CONSIGLI, G.; DEMPSTER, M. A. H. Dynamic Stochastic Programming for Asset-Liability Management. In: *Annals of Operations Research*. 1998. vol. 81. p. 131–61. <https://doi.org/10.2139/ssrn.34780>
29. CONSIGLI, Giorgio; IAQUINTA, Gaetano; MORIGGIA, Vittorio; DI TRIA, Massimo; MUSITELLI, Davide. Retirement Planning in Individual Asset-Liability Management. In: *IMA Journal of Management Mathematics*. 2012. vol. 23, no. 4. p. 365–96. <https://doi.org/10.1093/imaman/dps019>
30. CONSIGLI, Giorgio; MORIGGIA, Vittorio; VITALI, Sebastiano. Long-Term Individual Financial Planning under Stochastic Dominance Constraints. In: *Annals of Operations Research*. 2020. vol. 292, no. 2. <https://doi.org/10.1007/s10479-019-03253-8>
31. CONSIGLIO, Andrea; COCCO, Flavio; ZENIOS, Stavros A. Asset and Liability Modelling for Participating Policies with Guarantees. In: *European Journal of Operational Research*. 2008. vol. 186, no. 1. p. 380–404. <https://doi.org/10.1016/j.ejor.2007.01.037>
32. COX, John C.; INGERSOLL, Jonathan E.; ROSS, Stephen A. A Theory of the Term Structure of Interest Rates. In: *Econometrica*. 1985. vol. 53, no. 2. <https://doi.org/10.2307/1911242>
33. DECAMPS, Marc; DE SCHEPPER, Ann; GOOVAERTS, Marc. A Path Integral Approach to Asset-Liability Management. In: *Physica A: Statistical Mechanics and Its Applications*. 2006. vol. 363, no. 2. p. 404–16. <https://doi.org/10.1016/j.physa.2005.08.059>
34. DEMPSTER, M. A. H.; GERMANO, M.; MEDOVA, E. A.; RIETBERGEN, M. I.; SANDRINI, F.; SCROWSTON, M. Designing Minimum Guaranteed Return Funds. In: *Quantitative Finance*. 2007. vol. 7, no. 2. p. 245–56. <https://doi.org/10.1080/14697680701264804>
35. DETEMPLE, Jérôme; RINDISBACHER, Marcel. Dynamic Asset Liability Management with Tolerance for Limited Shortfalls. In: *Insurance: Mathematics and Economics*. 2008. vol. 43, no. 3. p. 281–94. <https://doi.org/10.1016/j.insmatheco.2008.05.009>
36. DEVASURENDRA, Sagara; JUDICE, Pedro; ZHU, Qiji. The Optimum Leverage Level of the Banking Sector. In: *Risks*. 2019. vol. 7, no. 2. p. 1–30. <https://doi.org/10.3390/risks7020051>
37. DUARTE, Thiago B.; VALLADÃO, Davi M.; VEIGA, Álvaro. Asset Liability Management for Open Pension Schemes Using Multistage Stochastic Programming under Solvency-II-Based Regulatory Constraints. In: *Insurance: Mathematics and Economics*. 2017. vol. 77, p. 177–88. <https://doi.org/10.1016/j.insmatheco.2017.09.022>
38. DUPAČOVÁ, Jitka; POLÍVKA, Jan. Asset-Liability Management for Czech Pension Funds Using Stochastic Programming. In: *Annals of Operations Research*. 2009. vol. 165, no. 1. p. 5–28. <https://doi.org/10.1007/s10479-008-0358-6>
39. ERWIN, Keulana; ABUBAKAR, Erwin; MUDA, Iskandar. The Relationship of Lending, Funding, Capital, Human Resource, Asset Liability Management to Non-Financial Sustainability of Rural Banks (BPRs) in Indonesia. In: *Journal of Applied Economic Sciences*. 2018. vol. 13, no. 2. p. 520–542. https://www.researchgate.net/publication/327175868_The_relationship_of_lending_funding_capital_human_resource_asset_liability_management_to_non-financial_sustainability_of_rural_banks_BPRs_in_Indonesia
40. FALAGAS, Matthew E.; PITSOUNI, Eleni I.; MALIETZIS, George A.; PAPPAS, Georgios. Comparison of PubMed, Scopus, Web of Science, and Google Scholar: Strengths and Weaknesses. In: *The FASEB Journal*. 2008. vol. 22, no. 2. <https://doi.org/10.1096/fj.07-9492lsf>
41. FELICE, Massimo de; MORICONI, Franco. Market Based Tools for Managing the Life Insurance Company. In: *ASTIN Bulletin*. 2005. vol. 35, no. 1. p. 79–111. <https://doi.org/10.1017/S0515036100014070>
42. FERNÁNDEZ, José L.; FERREIRO-FERREIRO, Ana M.; GARCÍA-RODRÍGUEZ, José A.; VÁZQUEZ, Carlos. GPU Parallel Implementation for Asset-Liability Management in Insurance Companies. In: *Journal of Computational Science*. 2018. vol. 24, p. 232–54. <https://doi.org/10.1016/j.jocs.2017.05.010>

43. FERSTL, Robert; WEISSENSTEINER, Alex. Asset-Liability Management under Time-Varying Investment Opportunities. In: Journal of Banking and Finance. 2011. vol. 35, no. 1. p. 182–92. <https://doi.org/10.1016/j.jbankfin.2010.07.028>
44. FLETEN, Stein Erik; HØYLAND, Kjetil; WALLACE, Stein W. The Performance of Stochastic Dynamic and Fixed Mix Portfolio Models. In: European Journal of Operational Research. 2002. vol. 140, no. 1. p. 37–49. [https://doi.org/10.1016/S0377-2217\(01\)00195-3](https://doi.org/10.1016/S0377-2217(01)00195-3)
45. FLÓREZ, Martha. “Control de Riesgos Financieros Mediante Asset Liability Management (ALM) Aplicado a La Industria de Seguros.” Univesidad de los Andes.
46. FRANCESCHINI, Fiorenzo; MAISANO, Domenico; MASTROGIACOMO, Luca. Empirical Analysis and Classification of Database Errors in Scopus and Web of Science. In: Journal of Informetrics. 2016. vol. 10, no. 4). <https://doi.org/10.1016/j.joi.2016.07.003>
47. GAROUSI, Vahid; MÄNTYLÄ, Mika V. Citations, Research Topics and Active Countries in Software Engineering: A Bibliometrics Study. In: Computer Science Review. 2016. vol. 19.
48. GERSTNER, Thomas; GRIEBEL, Michael; HOLTZ, Markus; GOSCHNICK, Ralf; HAEP, Marcus. A General Asset-Liability Management Model for the Efficient Simulation of Portfolios of Life Insurance Policies. In: Insurance: Mathematics and Economics. 2008. vol. 42, no. 2. p. 704–16. <https://doi.org/10.1016/j.insmatheco.2007.07.007>
49. GIAMOURIDIS, Daniel; SAKKAS, Athanasios; TESSAROMATIS, Nikolaos. Dynamic Asset Allocation with Liabilities. In: European Financial Management. 2017. vol. 23, no. 2. p. 254–91. <https://doi.org/10.1111/eufm.12097>
50. GOODMAN, Laurie S.; LANGER, Martha J. Accounting for Interest Rate Futures in Bank Assetliability Management. In: Journal of Futures Markets. 1983. vol. 3, no. 4. <https://doi.org/10.1002/fut.3990030407>
51. GÜLPINAR, Nalan; PACHAMANOVA, Dessislava. A Robust Optimization Approach to Asset-Liability Management under Time-Varying Investment Opportunities. In: Journal of Banking and Finance. 2013. vol. 37, no. 6. p. 2031–41. <https://doi.org/10.1016/j.jbankfin.2013.01.025>
52. GÜLPINAR, Nalan; PACHAMANOVA, Dessislava; ÇANAKO LU, Ethem. A Robust Asset–Liability Management Framework for Investment Products with Guarantees. In: OR Spectrum. 2016. vol. 38, no. 4. p. 1007–41. <https://doi.org/10.1007/s00291-016-0437-z>
53. HANEWALD, Katja; POST, Thomas; GRÜNDL, Helmut. Stochastic Mortality, Macroeconomic Risks and Life Insurer Solvency. In: Geneva Papers on Risk and Insurance: Issues and Practice. 2011. vol. 36, no. 3. p. 458–75. <https://doi.org/10.1057/gpp.2011.14>
54. HARZING, Anne Wil; ALAKANGAS, Satu. Google Scholar, Scopus and the Web of Science: A Longitudinal and Cross-Disciplinary Comparison. In: Scientometrics. 2016. vol. 106, no. 2. <https://doi.org/10.1007/s11192-015-1798-9>
55. HILLI, Petri; KOIVU, Matti; PENNANEN, Teemu; RANNE, Antero. A Stochastic Programming Model for Asset Liability Management of a Finnish Pension Company. In: Annals of Operations Research. 2007. vol. 152, no. 1. p. 115–39. <https://doi.org/10.1007/s10479-006-0135-3>
56. HOCHREITER, Ronald; PFLUG, Georg Ch. Financial Scenario Generation for Stochastic Multi-Stage Decision Processes as Facility Location Problems. In: Annals of Operations Research. 2007. vol. 152, no. 1. p. 257–72. <https://doi.org/10.1007/s10479-006-0140-6>
57. HOEVENAARS, Roy P. M. M.; MOLENAAR, Roderick D. J.; SCHOTMAN, Peter C.; STEENKAMP, Tom B. M. Strategic Asset Allocation with Liabilities: Beyond Stocks and Bonds. In: Journal of Economic Dynamics and Control. 2008. vol. 32, no. 9. p. 2939–70. <https://doi.org/10.1016/j.jedc.2007.11.003>
58. JELODAR, Hamed; WANG, Yongli; YUAN, Chi; FENG, Xia; JIANG, Xiahui; LI, Yanchao; ZHAO, Liang. Latent Dirichlet Allocation (LDA) and Topic Modeling: Models, Applications, a Survey. In: Multimedia Tools and Applications. 2019. vol. 78, no. 11. <https://doi.org/10.1007/s11042-018-6894-4>
59. JØRGENSEN, Peter Løchte. Traffic Light Options. In: Journal of Banking and Finance. 2007. vol. 31, no. 12p. 3698–3719. <https://doi.org/10.1016/j.jbankfin.2007.01.021>
60. JUMONO, Sapto; SUGIYANTO; Mala, Chajar Matari Fath. Determinants of Profitability in Banking Industry: A Case Study of Indonesia. In: International Journal of English Language and Literature Studies. 2019. vol. 9, no. 1p. 91–108. <https://doi.org/10.18488/journal.aefr.2019.9.91.108>
61. KAMIINSKYI, Andrii; VERSAL, Nataliia. Risk Management of Dollarization in Banking: Case of Post-Soviet Countries. In: Montenegrin Journal of Economics. 2018. vol. 14, no. 2p. 21–40. <https://doi.org/10.14254/1800-5845/2018.14-2.2>
62. KAUFMANN, Roger; GADMER, Andreas; KLETT, Ralf. Introduction to Dynamic Financial Analysis. In: ASTIN Bulletin. 2001. vol. 31, no. 1p. 213–49. <https://doi.org/10.2143/ast.31.1.1003>
63. KEEL, Alex; MÜLLER, Heinz H. Efficient Portfolios in the Asset Liability Context. In: ASTIN Bulletin. 1995. vol. 25, no. 1p. 33–48. <https://doi.org/10.2143/ast.25.1.563252>
64. KESSLER, Denis. Why (Re)Insurance Is Not Systemic. In: Journal of Risk and Insurance. 2014. vol. 81, no. 3p. 477–88. <https://doi.org/10.1111/j.1539-6975.2013.12007.x>
65. KLAASSEN, Pieter. Discretized Reality and Spurious Profits in Stochastic Programming Models for Asset/Liability Management. In: European Journal of Operational Research. 1997. vol. 101, no. 2p. 374–92. [https://doi.org/10.1016/S0377-2217\(96\)00404-3](https://doi.org/10.1016/S0377-2217(96)00404-3)
66. KONNO, Hiroshi; KOSHIZUKA, Tomoyuki. Mean-Absolute Deviation Model. In: IIE Transactions (Institute of Industrial Engineers). 2005. vol. 37, no. 10p. 893–900. <https://doi.org/10.1080/07408170591007786>

67. KOPA, Miloš; RUSÝ, Tomáš. A Decision-Dependent Randomness Stochastic Program for Asset–Liability Management Model with a Pricing Decision. In: *Annals of Operations Research*. 2020. <https://doi.org/10.1007/s10479-020-03583-y>
68. KOUWENBERG, Roy. Scenario Generation and Stochastic Programming Models for Asset Liability Management. In: *European Journal of Operational Research*. 2001. vol. 134, no. 2. [https://doi.org/10.1016/S0377-2217\(00\)00261-7](https://doi.org/10.1016/S0377-2217(00)00261-7)
69. KOUWENBERG, Roy; GONDZIO, Jacek. High Performance Computing for Asset Liability Management High Performance Computing for Asset Liability Management Y. 2000. (May).
70. KUSY, M. I.; ZIEMBA, W.T. Bank Asset and Liability Management Model. In: *Operations Research*. 1986. vol. 34, no. 3. p. 356–76.
71. LI, Chanjuan; LI, Zhongfei. Multi-Period Portfolio Optimization for Asset-Liability Management with Bankrupt Control. In: *Applied Mathematics and Computation*. 2012. vol. 218, no. 22. p. 11196–208. <https://doi.org/10.1016/j.amc.2012.05.010>
72. LI, Danping; SHEN, Yang; ZENG, Yan. Dynamic Derivative-Based Investment Strategy for Mean–Variance Asset–Liability Management with Stochastic Volatility. In: *Insurance: Mathematics and Economics*. 2018. vol. 78. p. 72–86. <https://doi.org/10.1016/j.insmatheco.2017.11.006>
73. LI, Duan; NG, Wan Lung. Optimal Dynamic Portfolio Selection: Multiperiod Mean-Variance Formulation. In: *Mathematical Finance*. 2000. vol. 10, no. 3. <https://doi.org/10.1111/1467-9965.00100>
74. MARKOWITZ, Harry. Portfolio Selection. In: *The Journal of Finance*. 1952. vol. 7, no. 1. p. 77–91.
75. MARTÍN-MARTÍN, Alberto; ORDUNA-MALEA, Enrique; THELWALL, Mike; DELGADO LÓPEZ-CÓZAR, Emilio. Google Scholar, Web of Science, and Scopus: A Systematic Comparison of Citations in 252 Subject Categories. In: *Journal of Informetrics*. 2018. vol. 12, no. 4. <https://doi.org/10.1016/j.joi.2018.09.002>
76. MAURER, Raimond; ROGALLA, Ralph; SIEGELIN, Ivonne. Participating Payout Life Annuities: Lessons from Germany. In: *ASTIN Bulletin*. 2013. vol. 43, no. 2. p. 159–87. <https://doi.org/10.1017/asb.2013.10>
77. MEDOVA, E.A.; MURPHY, J. K.; OWEN, A. P.; REHMAN, K. Individual Asset Liability Management. In: *Quantitative Finance*. 2008. vol. 8, no. 6. p. 547–60. <https://doi.org/10.1080/14697680802402691>
78. MULVEY, John M.; ROSENBAUM, Daniel P.; SHETTY, Bala. Strategic Financial Risk Management and Operations Research. In: *European Journal of Operational Research*. 1997. vol. 97, no. 1. p. 1–16. [https://doi.org/10.1016/S0377-2217\(96\)00222-6](https://doi.org/10.1016/S0377-2217(96)00222-6)
79. MULVEY, John M.; SIMSEK, Koray D.; ZHANG, Zhuojuan; FABOZZI, Frank J.; PAULING, William R. Assisting Defined-Benefit Pension Plans. In: *Operations Research*. 2008. vol. 56, no. 5. p. 1066–78. <https://doi.org/10.1287/opre.1080.0526>
80. MULVEY, John M.; ZENIOS, Stavros A. Capturing the Correlations of Fixed-Income Instruments. In: *Management Science*. 1994. vol. 40, no. 10. p. 1329–42. <https://doi.org/10.1287/mnsc.40.10.1329>
81. MULVEY, John M.; ZIEMBA, W.T. *Worldwide Asset and Liability Modeling*. Cambridge University Press, 1998.
82. NIELSEN, Soren S.; ZENIOS, Stavros A. A Stochastic Programming Model for Funding Single Premium Deferred Annuities. In: *Mathematical Programming, Series B*. 1996. vol. 75, no. 2. p. 177–200. <https://doi.org/10.1007/BF02592151>
83. DE OLIVEIRA, Alan Delgado; FILOMENA, Tiago Pascoal; PERLIN, Marcelo Scherer; LEJEUNE, Miguel; DE MACEDO, Guilherme Ribeiro. A Multistage Stochastic Programming Asset-Liability Management Model: An Application to the Brazilian Pension Fund Industry. In: *Optimization and Engineering*. 2017. vol. 18, no. 2. p. 349–68. <https://doi.org/10.1007/s1081-016-9316-3>
84. PAN, Jian; XIAO, Qingxian. Optimal Asset–Liability Management with Liquidity Constraints and Stochastic Interest Rates in the Expected Utility Framework. In: *Journal of Computational and Applied Mathematics*. 2017a. vol. 317. p. 371–87. <https://doi.org/10.1016/j.cam.2016.11.037>
85. PAN, Jian; XIAO, Qingxian. Optimal Mean–Variance Asset-Liability Management with Stochastic Interest Rates and Inflation Risks. In: *Mathematical Methods of Operations Research*. 2017b. vol. 85, no. 3. p. 491–519. <https://doi.org/10.1007/s00186-017-0580-6>
86. PESKIN, Michael W. Asset Allocation and Funding Policy for Corporate-Sponsored Defined-Benefit Pension Plans: Asset/Liability Management in a Corporate Finance Framework Reduces Cost and Risk. In: *Journal of Portfolio Management*. 1997. vol. 23, no. 2. p. 66–73. <https://doi.org/10.3905/jpm.23.2.66>
87. PFLUG, G. Ch; ŚWIĘTANOWSKI, A.; DOCKNER, E.; MORITSCH, H. The AURORA Financial Management System: Model and Parallel Implementation Design. In: *Annals of Operations Research*. 2000. vol. 99, no. 1–4. p. 189–206. <https://doi.org/10.1023/a:1019297118383>
88. PLATANAKIS, Emmanouil; SUTCLIFFE, Charles. Asset–Liability Modelling and Pension Schemes: The Application of Robust Optimization to USS. In: *European Journal of Finance*. 2017. vol. 23, no. 4. p. 324–52. <https://doi.org/10.1080/1351847X.2015.1071714>
89. PURNANANDAM, Amiyatosh. Interest Rate Derivatives at Commercial Banks: An Empirical Investigation. In: *Journal of Monetary Economics*. 2007. vol. 54, no. 6. p. 1769–1808. <https://doi.org/10.1016/j.jmoneco.2006.07.009>
90. SALTON, Gerard; BUCKLEY, Christopher. Term-Weighting Approaches in Automatic Text Retrieval. In: *Information Processing and Management*. 1988. vol. 24, no. 5. [https://doi.org/10.1016/0306-4573\(88\)90021-0](https://doi.org/10.1016/0306-4573(88)90021-0)

91. SHEN, Yang; WEI, Jiaqin; ZHAO, Qian. Mean–Variance Asset–Liability Management Problem Under Non-Markovian Regime-Switching Models. In: *Applied Mathematics and Optimization*. 2020. vol. 81, no. 3. p. 859–97. <https://doi.org/10.1007/s00245-018-9523-8>
92. SILGE, Julia; ROBINSON, David. Text Mining with R. In: *The Journal of Open Source Software*. 2016. 1, no. 3).
93. SOA. Professional Actuarial Specialty Guide Asset-Liability Management. 2003.
94. SODHI, Man Mohan S.; TANG, Christopher S. Modeling Supply-Chain Planning under Demand Uncertainty Using Stochastic Programming: A Survey Motivated by Asset-Liability Management. In: *International Journal of Production Economics*. 2009. vol. 121, no. 2. p. 728–38. <https://doi.org/10.1016/j.ijpe.2009.02.009>
95. SODHI, Manmohan S. LP Modeling for Asset-Liability Management: A Survey of Choices and Simplifications. In: *Operations Research*. 2005. vol. 53, no. 2. p. 181–96. <https://doi.org/10.1287/opre.1040.0185>
96. STAIKOURAS, Sotiris K. Financial Intermediaries and Interest Rate Risk: II. In: *Financial Markets, Institutions and Instruments*. 2006. vol. 15, no. 5. p. 225–72. <https://doi.org/10.1111/j.1468-0416.2006.00118.x>
97. TSAI, Jeffrey T.; TZENG, Larry Y.; WANG, Jennifer L. Hedging Longevity Risk When Interest Rates Are Uncertain. In: *North American Actuarial Journal*. 2011. vol. 15, no. 2. p. 201–11. <https://doi.org/10.1080/10920277.2011.10597617>
98. VISWANATHAN, P. K.; RANGANATHAM, M.; BALASUBRAMANIAN, G. Modeling Asset Allocation and Liability Composition for Indian Banks. In: *Managerial Finance*. 2014. vol. 40, no. 7. p. 700–723. <https://doi.org/10.1108/MF-10-2013-0276>
99. WANG, Guangchen; XIAO, Hua; XING, Guojing. An Optimal Control Problem for Mean-Field Forward–Backward Stochastic Differential Equation with Noisy Observation. In: *Automatica*. 2017. vol. 86. p. 104–9. <https://doi.org/10.1016/j.automatica.2017.07.018>
100. WEI, J.; WONG, K. C.; YAM, S. C. P.; YUNG, S. P. Markowitz's Mean-Variance Asset-Liability Management with Regime Switching: A Time-Consistent Approach. In: *Insurance: Mathematics and Economics*. 2013. vol. 53, no. 1. p. 281–91. <https://doi.org/10.1016/j.insmatheco.2013.05.008>
101. WEI, Jiaqin; WANG, Tianxiao. Time-Consistent Mean–Variance Asset–Liability Management with Random Coefficients. In: *Insurance: Mathematics and Economics*. 2017. vol. 77, p. 84–96. <https://doi.org/10.1016/j.insmatheco.2017.08.011>
102. XIE, Shuxiang. Continuous-Time Mean-Variance Portfolio Selection with Liability and Regime Switching. In: *Insurance: Mathematics and Economics*. 2009. vol. 45, no. 1. p. 148–55. <https://doi.org/10.1016/j.insmatheco.2009.05.005>
103. XIE, Shuxiang; LI, Zhongfei; WANG, Shouyang. Continuous-Time Portfolio Selection with Liability: Mean-Variance Model and Stochastic LQ Approach. In: *Insurance: Mathematics and Economics*. 2008. vol. 42, no. 3. p. 943–53. <https://doi.org/10.1016/j.insmatheco.2007.10.014>
104. YAO, Haixiang; LAI, Yongzeng; LI, Yong. Continuous-Time Mean-Variance Asset-Liability Management with Endogenous Liabilities. In: *Insurance: Mathematics and Economics*. 2013. vol. 52, no. 1. p. 6–17. <https://doi.org/10.1016/j.insmatheco.2012.10.001>
105. YAO, Haixiang; LI, Xun; HAO, Zhifeng; LI, Yong. Dynamic Asset–Liability Management in a Markov Market with Stochastic Cash Flows. In: *Quantitative Finance*. 2016. vol. 16, no. 10. p. 1575–97. <https://doi.org/10.1080/14697688.2016.1151070>
106. YAO, Haixiang; ZENG, Yan; CHEN, Shumin. Multi-Period Mean-Variance Asset-Liability Management with Uncontrolled Cash Flow and Uncertain Time-Horizon. In: *Economic Modelling*. 2013. vol. 30, no. 1. p. 492–500. <https://doi.org/10.1016/j.econmod.2012.10.004>
107. YI, Lan; LI, Zhongfei; LI, Duan. Multi-Period Portfolio Selection for Asset-Liability Management with Uncertain Investment Horizon. In: *Journal of Industrial and Management Optimization*. 2008. vol. 4, no. 3. p. 535–52. <https://doi.org/10.3934/jimo.2008.4.535>
108. ZENG, Yan; LI, Zhongfei. Asset-Liability Management under Benchmark and Mean-Variance Criteria in a Jump Diffusion Market. In: *Journal of Systems Science and Complexity*. 2011. vol. 24, no. 2. p. 317–27. <https://doi.org/10.1007/s11424-011-9105-1>
109. ZENIOS, Stavros A. Asset/Liability Management under Uncertainty for Fixed-Income Securities. In: *Annals of Operations Research*. 1995. vol. 59, no. 1. p. 77–97. <https://doi.org/10.1007/BF02031744>
110. ZENIOS, Stavros A.; ZIEMBA, William T. Handbook of Asset and Liability Management. North Holland, 2006. <https://www.elsevier.com/books/handbook-of-asset-and-liability-management/zenios/978-0-444-50875-1>
111. ZHANG, Miao; CHEN, Ping. Mean-Variance Asset-Liability Management under Constant Elasticity of Variance Process. In: *Insurance: Mathematics and Economics*. 2016. vol. 70. p. 11–18. <https://doi.org/10.1016/j.insmatheco.2016.05.019>
112. ZHANG, Yan; WU, Yonghong; LI, Shuang; WIWATANAPATAPHEE, Benchawan. Mean-Variance Asset Liability Management with State-Dependent Risk Aversion. In: *North American Actuarial Journal*. 2017. vol. 21, no. 1. p. 87–106. <https://doi.org/10.1080/10920277.2016.1247719>
113. ZOPOUNIDIS, Constantin; DOUMPOS, Michael; PARDALOS, Panos. Handbook of Financial Engineering. 2010. Springer Science & Business Media. <https://doi.org/10.1007/978-0-387-76682-9>

Annexes

Table 5.

Distribution of papers by topic

Topic	Rank	Authors	Year	Prob
1. Banking sector	2	Kouwenberg (2001)	2001	0,58322
	4	Hochreiter and Pflug (2007)	2007	0,99994
	8	Consigli and Dempster (1998)	1998	0,99997
	37	Bogentoft, Romeijn and Uryasev (2001)	2001	0,99995
	48	Mulvey, Simsek, Zhang, Fabozzi and Pauling (2008)	2008	0,43067
	59	Sodhi (2005)	2005	0,91445
	67	Dupačová and Polívka (2009)	2009	0,98826
	74	Consigli, Iaquinta, Moriggia, Di Tria And Musitelli (2012)	2012	0,99997
	80	Albrecher, Bauer, Embrechts, Filipović, Koch-Medina, Korn, Loisel, Pelsser, Schiller, Schmeiser and Wagner (2018)	2018	0,85466
	90	Peskin (1997)	1997	0,99763
	93	De Oliveira, Filomena, Perlin, Lejeune and de Macedo (2017)	2017	0,97772
	96	Amenc, Martellini and Ziemann (2009)	2009	0,99898
2. Stochastic modeling	6	Hoevenaars <i>et al.</i> (2008)	2008	0,98052
	9	Sodhi (2005)	2005	0,82807
	23	Fleten, Høyland and Wallace (2002)	2002	0,93063
	24	Yi, Li and Li (2008)	2008	0,94518
	26	Kouwenberg and Gondzio (2000)	2000	0,69971
	29	Mulvey, Rosenbaum and Shetty (1997)	1997	0,89288
	31	Konno and Koshizuka (2005)	2005	0,69137
	34	Boender (1997)	1997	0,75513
	35	Ferstl and Weissensteiner (2011)	2011	0,96140
	57	Consiglio, Cocco and Zenios (2008)	2008	0,77053
	71	Dempster, Germano, Medova, Rietbergen, Sandrini, and Scrowston (2007)	2007	0,56034
	77	Consigli, Moriggia and Vitali (2020)	2020	0,94518
	78	Kopa and Rusy (2020)	2020	0,94518
	87	Mulvey and Zenios (1994)	1994	0,55112
	88	Pflug, Świętanowski, Dockner, and Moritsch (2000)	2000	0,59774
	94	Giamouridis, Sakkas and Tessaromatis (2017)	2017	0,99998
	98	Nielsen and Zenios (1996)	1996	0,85633
3. Pension funds	12	Purnanandam (2007)	2007	0,99989
	17	Allen <i>et al.</i> (2012)	2012	0,99957
	41	Jumono and Sugiyanto (2019)	2019	0,99996
	47	Amenc, Martellini, Milhau and Ziemann (2009)	2009	0,61976
	49	Staikouras (2006)	2006	0,99999
	52	Blake (1998)	1998	0,51888
	53	Klaassen (1997)	1997	0,99514
	55	Maurer, Rogalla and Siegelin (2013)	2013	0,82252
	60	Medova, Murphy, Owen, and Rehman (2008)	2008	0,45761
	61	Birge and Jódice (2013)	2013	0,71059
	73	Yao, Li, Hao and Li (2016)	2016	0,92039
85	Felice and Moriconi (2005)	2005	0,61908	
89	Basse and Friedrich (2008)	2008	0,99994	

Continúa en la siguiente página

4. Insurance sector	30	Briys and de Varenne (1994)	1994	0,99994
	43	Kessler (2014)	2014	0,91495
	45	Hilli, Koivu, Pennanen and Ranne (2007)	2007	0,52078
	46	Gerstner, Griebel, Holtz, Goschnick and Haep (2008)	2008	0,99849
	54	Fernández, Ferreiro-Ferreiro, García-Rodríguez and Vázquez (2018)	2018	0,80159
	63	Kaufmann, Gadmer and Klett (2001)	2001	0,99903
	69	Amédée-Manesme, Barthélémy and Maillard (2019)	2019	0,63487
	75	Tsai, Tzeng and Wang (2011)	2011	0,97559
	83	Decamps, de Schepper and Goovaerts (2006)	2006	0,78896
	86	Klaassen (1997)	1997	0,81308
	91	Hanewald, Post and Gründi (2011)	2011	0,99994
	92	Viswanathan, Ranganatham and Balasubramanian (2014)	2014	0,99996
5. Mean-variance problems	1	Chiu and Li (2006)	2006	0,98986
	3	Chen et al. (2008)	2008	0,99993
	7	Xie et al. (2008)	2008	0,99993
	10	Wei and Wang (2017)	2017	0,99954
	11	Li et al. (2018)	2018	0,99946
	14	Chen and Yang (2011)	2011	0,98519
	15	Wei et al. (2013)	2013	0,99947
	16	Chiu and Wong (2012)	2012	0,99959
	19	Zhang and Chen (2016)	2016	0,98102
	20	Shen, Wei and Zhao (2020)	2020	0,94518
	21	Wang, Xiao and Xing (2017)	2017	0,87020
	22	Yao et al. (2013)	2013	0,99050
	27	Yao, Lai and Li (2013)	2013	0,99386
	28	Chiu, Wong and Li (2012)	2012	0,99993
	32	Xie (2009)	2009	0,99993
	33	Gülpinar, Pachamanova and Çanakoğlu (2016)	2016	0,49177
	36	Chiu and Wong (2014)	2014	0,97420
	38	Chiu and Wong (2013)	2013	0,75279
	39	Zeng and Li (2011)	2011	0,99990
	44	Li and Li (2012)	2012	0,95315
	50	Pan and Xiao (2017a)	2017	0,99994
	51	Platanakis and Sutcliffe (2017)	2017	0,65283
	58	Keel and Müller (1995)	1995	0,99911
64	Chiu and Li (2009)	2009	0,99994	
65	Duarte, Valladão and Veiga (2017)	2017	0,44556	
66	Zhang, Wu, Li and Wiwatanapataphee (2017)	2017	0,99989	
70	Detemple and Rindisbacher (2008)	2008	0,79430	
72	Pan and Xiao (2017b)	2017	0,68509	
81	Gülpinar and Pachamanova (2013)	2013	0,43658	
95	Jørgensen (2007)	2007	0,44628	

	5	Erwin <i>et al.</i> (2018)	2018	0,99997
	13	Kusy and Ziemba (1986)	1986	0,66059
	18	Barmuta <i>et al.</i> (2019)	2019	0,92039
6. General optimization models in ALM	25	Archer, Ahmed-Abdel-Karim and Sundararajan (2010)	2010	0,96622
	42	Kaminskyi and Versal (2018)	2018	0,99996
	56	Zenios (1995)	1995	0,96622
	68	Dewasurendra, Judice and Zhu (2019)	2019	0,58968
	82	Castellani and Cincinelli (2015)	2015	0,99997
	99	Asimit, Gao, Hu and Kim (2018)	2018	0,41029

Source: Own elaboration